

1 David A. Warrington, Virginia State Bar No. 72293*
2 Gary Lawkowski, Virginia State Bar No. 82329*
3 **DHILLON LAW GROUP, INC.**
4 2121 Eisenhower Avenue, Suite 608
5 Alexandria, VA 22314
6 703-574-1206
7 DWarrington@dhillonlaw.com
8 GLawkowski@dhillonlaw.com

9 **Pro hac vice forthcoming*

10 Timothy A La Sota, Ariz. Bar No. 020539
11 **TIMOTHY A. LA SOTA, PLC**
12 2198 East Camelback Road, Suite 305
13 Phoenix, Arizona 85016
14 (602) 515-2649
15 tim@timlasota.com

16 *Attorneys for Plaintiffs/Contestants*

17
18
19
20
21
22
23
24
25
26
27
28

IN THE SUPERIOR COURT FOR THE STATE OF ARIZONA
IN AND FOR THE COUNTY OF MOHAVE

JEANNE KENTCH, an individual; TED
BOYD, an individual; ABRAHAM
HAMADEH, an individual; and
REPUBLICAN NATIONAL COMMITTEE,
a federal political party committee

Plaintiffs/Contestants,

v.

KRIS MAYES,

Defendant/Contestee,

and

KATIE HOBBS, in her official capacity as the
Secretary of State; LARRY NOBLE, in his
official capacity as the Apache County
Recorder; APACHE COUNTY BOARD OF
SUPERVISORS, in their official capacity;
DAVID W. STEVENS, in his official capacity
as Cochise County Recorder; COCHISE

No. _____

**STATEMENT OF ELECTION
CONTEST**

*(Expedited Election Proceeding
Pursuant to A.R.S. §§ 16-672, et seq.)*

1 COUNTY BOARD OF SUPERVISORS, in
2 their official capacity; PATTY HANSEN, in
3 her official capacity as the Coconino County
4 Recorder; COCONINO COUNTY BOARD
5 OF SUPERVISORS, in their official capacity;
6 SADIE JO BINGHAM, in her official
7 capacity as Gila County Recorder; GILA
8 COUNTY BOARD OF SUPERVISORS, in
9 their official capacity; WENDY JOHN, in her
10 official capacity as Graham County Recorder;
11 GRAHAM COUNTY BOARD OF
12 SUPERVISORS, in their official capacity;
13 SHARIE MILHEIRO, in her official capacity
14 as Greenlee County Recorder; GREENLEE
15 COUNTY BOARD OF SUPERVISORS, in
16 their official capacity; RICHARD GARCIA,
17 in his capacity as the La Paz County Recorder;
18 LA PAZ COUNTY BOARD OF
19 SUPERVISORS, in their official capacity;
20 STEPHEN RICHER, in his official capacity as
21 the Maricopa County Recorder; MARICOPA
22 COUNTY BOARD OF SUPERVISORS, in
23 their official capacity; KRISTI BLAIR, in her
24 official capacity as the Mohave County
25 Recorder; MOHAVE COUNTY BOARD OF
26 SUPERVISORS, in their official capacity;
27 MICHAEL SAMPLE, in his official capacity
28 as Navajo County Recorder; NAVAJO
COUNTY BOARD OF SUPERVISORS, in
their official capacity; GABRIELLA
CAZARES-KELLY, in her official capacity
as the Pima County Recorder; PIMA
COUNTY BOARD OF SUPERVISORS, in
their official capacity; DANA LEWIS, in her
official capacity as the Pinal County Recorder;
PINAL COUNTY BOARD OF
SUPERVISORS, in their official capacity;
SUZANNE SAINZ, in her official capacity as
the Santa Cruz County Recorder; SANTA
CRUZ COUNTY BOARD OF
SUPERVISORS, in their official capacity;
MICHELLE M. BURCHILL, in her official
capacity as the Yavapai County Recorder;
YAVAPAI COUNTY BOARD OF

1 SUPERVISORS, in their official capacity;
2 RICHARD COLWELL, in his official
3 capacity as the Yuma County Recorder; and
4 YUMA COUNTY BOARD OF
SUPERVISORS, in their official capacity,

5 Defendants.

6
7 Plaintiffs hereby state and allege as follows:

8 **SUMMARY OF THE CASE**

9 1. The Plaintiffs are not, by this lawsuit, alleging any fraud, manipulation or
10 other intentional wrongdoing that would impugn the outcomes of the November 8, 2022,
11 general election. Plaintiffs bring this lawsuit to ensure that all lawfully cast votes are
12 properly counted and that unlawfully cast votes are not counted.

13 2. The November 8, 2022 General Election was afflicted with certain errors and
14 inaccuracies in the management of some polling place operations and in the processing and
15 tabulation of some ballots. The cumulative effect of these mistakes is material to the race
16 for Arizona Attorney General, where after the first canvass the candidates are separated by
17 just 511 votes out of more than 2.5 million ballots cast—a margin of two one-hundredths
18 of one percent (0.02%). A recount is underway.

19 3. When, as here, an accretion of erroneous ballot processing or tallying
20 determinations is potentially dispositive of an election for public office, Arizona law
21 permits any elector to initiate a contest proceeding to ensure that inaccuracies or illegalities
22 in the canvassed returns are judicially remedied, and the declared result conforms to the will
23 of the electorate. *See* A.R.S. §§ 16-672, *et seq.*

24 4. The Recorders and Boards of Supervisors of the fifteen counties (collectively,
25 the “County Defendants”) have, in at least seven respects, caused the unlawful denial of the
26 franchise to certain qualified electors, erroneously tallied certain ballots, and included for
27 tabulation in the canvass certain illegal votes in connection with the election for the office
28 of Arizona Attorney General. Specifically:

- a. The Maricopa County Defendants have improperly disqualified early ballots submitted by individuals who, as a direct and proximate result of poll worker error, were incorrectly designated in electronic pollbooks as having previously voted in the same election;
- b. Upon information and belief, the Maricopa County Defendants have improperly and unconstitutionally deprived individuals whose eligibility could not be confirmed of an opportunity to cast a provisional ballot;
- c. Upon information and belief, the County Defendants have erroneously transposed and improperly tabulated voters' indicated candidate selections when duplicating certain ballots that could not be electronically tabulated;
- d. Upon information and belief, the County Defendants have erroneously determined and improperly tabulated voters' indicated candidate selections when adjudicating certain ballots that could not be electronically tabulated;
- e. Upon information and belief, the County Defendants improperly accepted for processing and tabulation certain early ballots that were accompanied by affidavits presenting a signature that did not match the signature on file in the putative voter's "registration record." A.R.S. § 16-550(A);
- f. Upon information and belief, the County Defendants 1. improperly tabulated voters' selections and erroneously counted votes as undervotes that could not be read by tabulators set to a 14% oval fill rate, and 2. which paper ballots were not made available to review by adjudication teams in instances where tabulators did pick up faint marks in adjudication performed by Maricopa electronically; and
- g. Upon information and belief, the County Defendants improperly administered their voter rolls resulting in a material number of voters not

1 Party at the national level and for promoting the election of Republican candidates for office
2 in Arizona and across the United States. Its address is 310 First St. SE., Washington, D.C.

3 12. Defendant/Contestee Kris Mayes is the Democratic Party's nominee for the
4 office of Arizona Attorney General in the November 8, 2022 general election.

5 13. Defendant Katie Hobbs is the Secretary of State of Arizona, and is named in
6 this action in her official capacity only. The Secretary of State is the public officer charged
7 by law with conducting the canvass of the returns for statewide offices and with declaring
8 the persons elected to such offices. *See* A.R.S. §§ 16-648, 16-650.

9 14. The county recorders in each of Apache County, Cochise County, Coconino
10 County, Gila County, Graham County, Greenlee County, La Paz County, Maricopa County,
11 Mohave County, Navajo County, Pima County, Pinal County, Santa Cruz County, Yavapai
12 County, and Yuma County are named in this action in their respective official capacities
13 only. The County Recorder is the principal elections officer of his or her county and is
14 responsible for overseeing and directing numerous components of election administration
15 within the jurisdiction, to include the processing, verification and tabulation of early ballots,
16 and the appointment and oversight of Ballot Duplication Boards and Electronic
17 Adjudication Boards. *See* A.R.S. §§ 16-541, -542, -543, -544, -550, -602, -621.

18 15. The boards of supervisors in each of Apache County, Cochise County,
19 Coconino County, Gila County, Graham County, Greenlee County, La Paz County,
20 Maricopa County, Mohave County, Navajo County, Pima County, Pinal County, Santa
21 Cruz County, Yavapai County, and Yuma County are named in this action in their
22 respective official capacities only. Each Board of Supervisors is charged by law with
23 conducting elections within its jurisdictional boundaries, to include appointing polling
24 location election boards, overseeing the operations of polling locations on Election Day,
25 and canvassing the returns of elections in the county. *See* A.R.S. §§ 11-251(3), 16-446, -
26 447(A), -511, -531, -642, -645, -646.

27 16. On November 29, 2022, the Superior Court of Arizona in and for Maricopa
28 County dismissed without prejudice a contest filed by Plaintiff. *See* Minute Entry,

1 *Hamadeh, et al. v. Mayes, et al.*, CV 2022-015455 (Nov. 9, 2022). In doing so, the court
2 stated “[t]hat does not mean Plaintiffs must wait to file suit until after a recount, which
3 everyone agrees will be needed for this race. Rather, A.R.S. § 16-667 contemplates that an
4 election contest might be filed despite a pending recount, and directs that ‘upon the initiation
5 of such a contest, a proceeding begun under this article shall abate.’” *Id.*

6 17. Upon information and belief, the fifteen Boards of Supervisors canvassed the
7 returns of the November 8, 2022 general election in their respective counties and delivered
8 the canvass results to the Secretary of State on or before December 5, 2022.

9 18. On December 5, 2022, the Secretary of State canvassed the returns of the
10 November 8, 2022 general election. *See* Petition for Automatic Recount at ¶ 2, Exhibit A,
11 *In the Matter of November 8, 2022, General Election For Attorney General; Superintendent*
12 *of Public Instruction; and State Representative for District 13*, No. CV2022-015915 (Dec.
13 5, 2022).

14 19. On December 5, 2022, the Superior Court of Arizona in and for Maricopa
15 County ordered a recount of votes cast in the November 8, 2022 General Election for the
16 Office of Attorney General and two other offices. *See* Order to Conduct Recount, *In the*
17 *Matter of November 8, 2022, General Election For Attorney General; Superintendent of*
18 *Public Instruction; and State Representative for District 13*, No. CV2022-015915 (Dec. 5,
19 2022).

20 20. Thus, at this point, the canvass is complete, the Secretary of State has certified
21 it, and the only thing that remains to be done is conduct the recount, the conduct of which
22 does not preclude the filing and adjudication of an election contest.

23 21. For the reasons set forth herein, the December 5 canvass and its constituent
24 county canvasses are afflicted by election board misconduct, the tallying of unlawful
25 ballots, the failure to count lawful ballots, and the erroneous counting of votes, within the
26 meaning of A.R.S. § 16-672(A)(1), (A)(4), and (A)(5). Upon information and belief, a
27 complete and correct tabulation of all lawful ballots will establish that Contestant Hamadeh
28

1 received the highest number of votes for the office of Arizona Attorney General in the
2 November 8, 2022 general election.

3 GENERAL ALLEGATIONS

4 **Erroneous Vote Counts Due to Pervasive Poll Worker Error in Maricopa County**

5 22. Broadly speaking, the voting process in Arizona is bifurcated; qualified
6 electors may cast either an “early ballot” or an Election Day ballot.

7 23. A qualified elector may cast an “early ballot” at any time during the 27 days
8 preceding the election. Early ballots may be obtained and returned via mail. Alternatively,
9 early ballots may be cast in-person at designated early voting locations, dropped off at
10 official drop box locations during the early voting period, or dropped off at polling locations
11 on Election Day. In-person early voting concludes on the Friday preceding the election,
12 although voters confronting unforeseen exigencies that would prevent them from voting in-
13 person on Election Day may cast a ballot at an “emergency” early voting location during
14 the ensuing three-day period. *See* A.R.S. § 16-542.

15 24. As an alternative to early voting, voters may obtain and cast a ballot in-person
16 at a polling location on Election Day.

17 25. Every polling location is staffed by an election board consisting of an
18 inspector, marshal, and two judges. The inspector is the chairman of the election board. *See*
19 A.R.S. §§ 16-531, -534(A).

20 26. Maricopa County utilized a “vote center” model in the November 8, 2022
21 general election. Under this framework, a qualified elector of Maricopa County may appear
22 at any designated vote center site within the county, regardless of whether the vote center
23 is located within the precinct in which the voter resides. Once the voter’s identity is verified
24 and s/he “checks in” by signing the electronic pollbook (e-pollbook), the poll workers cause
25 a ballot on demand printer to print a customized ballot that includes all candidate races and
26 ballot propositions for which the elector is eligible to vote. E-pollbooks reflect in real-time
27 an elector’s status as having voted or not voted and are electronically synchronized across
28 all polling locations countywide.

1 27. After marking their ballots at the vote center, voters feed them into the on site
2 tabulation machine, which instantaneously processes and tabulates all properly indicated
3 selections on the ballot.

4 28. Shortly after voting hours commenced at 6:00 a.m. on Election Day, the ballot
5 tabulation devices stationed at approximately 70 vote centers in Maricopa County (*i.e.*,
6 roughly one third of all vote centers in Maricopa County) began to malfunction.
7 Specifically, the tabulators regularly rejected or otherwise failed to process ballots that, on
8 their face, had been properly and sufficiently completed.

9 29. These extensive and significant disruptions to Election Day operations in
10 Maricopa County have been widely reported by national and local news media outlets. *See*,
11 *e.g.*, Caitlin McFall, *Maricopa County, Arizona, Officials Say 20% of Voting Locations*
12 *Experiencing ‘Hiccups’ with Tabulators*, FOX NEWS, Nov. 8, 2022, *available at*
13 [https://www.foxnews.com/politics/maricopa-county-arizona-officials-say-20-voting-](https://www.foxnews.com/politics/maricopa-county-arizona-officials-say-20-voting-locations-experiencing-hiccups-tabulators)
14 [locations-experiencing-hiccups-tabulators](https://www.foxnews.com/politics/maricopa-county-arizona-officials-say-20-voting-locations-experiencing-hiccups-tabulators); Sasha Hupka, *Early Glitches with Maricopa*
15 *County Election Machines Frustrate Voters*, ARIZ. REPUBLIC, Nov. 9, 2022, *available at*
16 [https://www.azcentral.com/story/news/politics/elections/2022/11/08/arizona-election-](https://www.azcentral.com/story/news/politics/elections/2022/11/08/arizona-election-problems-maricopa-county-tabulator-issues/8302133001/)
17 [problems-maricopa-county-tabulator-issues/8302133001/](https://www.azcentral.com/story/news/politics/elections/2022/11/08/arizona-election-problems-maricopa-county-tabulator-issues/8302133001/); Tweet of Brahm Resnick, Nov.
18 8, 2022 at 1:37 p.m., *available at*
19 <https://twitter.com/brahmresnik/status/1590081166295859200> (reporting that “about 60
20 vote centers were hit with tabulator problems”).

21 30. Voters whose ballots could not be read by a malfunctioning tabulator were
22 confronted with five possible options.

23 a. First, the voter could choose simply to wait until the tabulator was
24 restored to working order—an uncertain contingency that could take
25 hours.

26 b. Second, the voter could deposit the voted ballot into a receptacle (known
27 as “Door 3”) for later tabulation at the Central Counting Center, although
28

1 the voters selecting this option would be unable to visually and personally
2 confirm the tabulation of their ballots.

3 c. Third, the voter could request to utilize an accessible voting device
4 (which is designed primarily for persons with disabilities), upon which
5 they could complete and cast a ballot electronically. *See* A.R.S. § 16-447.
6 Upon information and belief, however, most or all vote centers in
7 Maricopa County maintained only one accessible voting device on site
8 and many locations lacked supplies necessary for the proper operation of
9 such devices. Maricopa County did not instruct voters of this option.

10 d. Fourth, the voter could spoil his or her initial ballot, “check out” of the
11 vote center, and present at another vote center, where s/he could check-
12 in and vote a full regular ballot.

13 e. Fifth, if the voter had previously obtained an early ballot, he or she could
14 “check out” of the vote center, vote that early ballot, execute the
15 accompanying early ballot affidavit, and deposit it at the vote center or in
16 a ballot drop box for later processing and tabulation at the Central
17 Counting Center. *See* A.R.S. §§ 16-547, -548.

18 31. Importantly, however, the fourth and fifth options required poll workers at the
19 initial polling location to “check out” the voter—*i.e.*, indicate in the e-pollbook that the
20 voter left the polling location without casting a ballot. If the voter is not checked out, he or
21 she is recorded in the e-pollbook as having already voted. Consequently, if the voter
22 subsequently presents at a different polling location, she or he will be permitted to cast only
23 a provisional ballot, which Maricopa County will **not** tabulate. *See* A.R.S. § 16-584(D).
24 Similarly, if the voter is not “checked out” and then deposits a completed early ballot, that
25 early ballot will be voided.

26 32. Poll workers at some polling locations were unaware of the process for
27 checking a voter out of the polling location. Upon information and belief, Maricopa County
28

1 poll workers received no training (or, alternatively, inadequate training) on the process for
2 checking voters out of a polling place.

3 33. Across Maricopa County, numerous qualified electors “checked in” at a vote
4 center but did not either “check out” or cast a ballot.

5 34. Upon information and belief, poll workers failed to properly “check out”
6 numerous Maricopa County voters who chose to spoil their ballots and vote by alternative
7 means. This pervasive and systematic error directly and proximately resulted in three
8 recurring scenarios in which qualified electors were unlawfully and unconstitutionally
9 disenfranchised.

10 a. Upon information and belief, at least 126 voters who were not properly
11 “checked out” at their initial polling location and who later presented at
12 a different polling location were required to vote using provisional
13 ballots, which were not counted because the elector was erroneously
14 recorded in the e-pollbook as having already voted.

15 b. Upon information and belief, at least 269 voters who were not properly
16 “checked out” at their initial polling location and who later deposited a
17 completed early ballot at the same or a different vote center had their
18 early ballots voided and not tabulated because the elector was
19 erroneously recorded in the e-pollbook as having already voted.

20 c. Upon information and belief, a material number of voters who were not
21 properly “checked out” at their initial polling location and who later
22 presented at a different polling location were denied an opportunity to
23 cast a provisional ballot at all, in violation of Arizona law. A.R.S. § 16-
24 584.

25 35. At 8:01 a.m. on Election Day, as the disorder in Maricopa County vote centers
26 was escalating quickly, Chairman of the Maricopa County Board of Supervisors Bill Gates
27 tweeted the following statement:
28

1 If you're at a polling place experiencing an issue with a
2 tabulator, you have three options & your vote will be counted
3 in each. 1) stay where you are and wait for tabulator to come
4 online 2) drop your ballot in the secure slot (door 3) on tabulator
5 3) go to a nearby vote center.

6 *See Exhibit A.*

7 36. Chairman Gates's tweet was incomplete because it omitted two of the
8 solutions available to affected voters (namely, using the accessible voting device, and
9 dropping off a mail-in ballot). It was materially misleading because it stated that the voters
10 could simply "go to a nearby vote center" without specifying that voters must check out of
11 a polling location before traveling to a second location. And it was objectively false in
12 assuring voters that their "vote will be counted in each" contingency when, as described
13 above, Chairman Gates's instructions foreseeably resulted in the disenfranchisement of a
14 significant number of qualified electors who followed his instructions.

15 37. The Republican National Committee and several candidates for statewide
16 office initiated emergency proceedings to extend polling hours to mitigate the effects of the
17 confusion and delays engendered by the compounded effects of tabulator malfunctions and
18 poll worker error, but the requested relief was vociferously opposed by Maricopa County
19 Defendants and denied. *See Republican National Committee v. Richer*, Maricopa County
20 Civil Action No. CV2022-014827.

21 38. By inducing voters to leave polling locations and then denying—through a
22 consistent and erroneous practice of failing to properly implement "check-out"
23 procedures—these qualified electors lost their right to duly cast a ballot for tabulation and
24 the Maricopa County Defendants engaged (through their election boards) in cognizable
25 "misconduct" and wrongfully excluded valid and legally sufficient votes from the canvass
26 in the race for Arizona Attorney General. *See A.R.S. § 16-672(A)(1), (A)(5).*

1 **Ballot Duplication Errors**

2 39. Occasionally, voted ballots are received in a damaged or defective form—for
3 example, tears, wrinkles, or perforations in the ballot paper, or stains from spilled beverages
4 or other foreign substances—that renders them unreadable by electronic tabulation devices.

5 40. To process such ballots, the County Recorder must establish a Ballot
6 Duplication Board that consists of at least two individuals who are not members of the same
7 political party. The Ballot Duplication Board must transpose the voter’s indicated electoral
8 selections from the damaged or defective ballot onto a new duplicate ballot. Both the
9 original and duplicate ballots are assigned a shared unique serial number; the duplicate
10 ballot is labeled as such and then fed to the tabulator for electronic tabulation. *See* A.R.S. §
11 16-621(A); Ariz. Sec’y of State, 2019 ELECTIONS PROCEDURES MANUAL (rev. Dec. 2019)
12 [“EPM”] at p. 201.

13 41. In the 2020 general election for presidential electors, Ballot Duplication
14 Boards in Maricopa County erroneously transposed at least 0.37% of ballots designated for
15 duplication.

16 42. Upon information and belief, a substantially similar or greater proportion of
17 ballots designated for duplication in the November 8, 2022 general election have been
18 erroneously transposed, thereby resulting in the unlawful mistabulation of ballots lawfully
19 cast by qualified electors.

20 **Electronic Adjudication Errors**

21 43. Voters sometime mark their ballots in a manner that precludes an accurate
22 electronic tabulation. Two frequent causes of impeded electronic tabulation are (a) apparent
23 “over-votes,” in which the tabulator detects that a voter may have marked more than the
24 permissible number of selections for a given office or ballot measure, and (b) ballots that
25 the tabulator has identified as either blank or containing unclear markings. When the first
26 of these circumstances is present, an image of the ballot is referred for electronic
27 adjudication. Upon information and belief, in the second circumstance, if the unclear mark
28 fills less than 14% of the oval for that race, the ballot is counted as an ‘undervote’ and the

1 contest is not sent for electronic adjudication, and in instances where the mark does fill 14%
2 or more of the oval, an image of the ballot is referred for electronic adjudication.

3 44. Electronic adjudications are carried out on a secure computer application and
4 are conducted by an Electronic Adjudication Board that is appointed by the County
5 Recorder and consists of one inspector and two judges who are members of different
6 political parties. *See* A.R.S. § 16-621(B)(2).

7 45. The Electronic Adjudication Board examines a digital image of the ballot and
8 assesses voter selections that the tabulator was unable to definitively ascertain. If the voter’s
9 intent is “clear,” the Electronic Adjudication Board ensures that the voter’s intended
10 selections are properly indicated and tabulated. If the voter’s intent cannot be sufficiently
11 verified, the ambiguous selections are not tabulated. *See id.*; Ariz. Sec’y of State,
12 ELECTRONIC ADJUDICATION ADDENDUM TO THE 2019 ELECTIONS PROCEDURES MANUAL
13 (Feb. 2020) at pp. 2–3, available at
14 [https://azsos.gov/sites/default/files/Electronic_Adjudication_Addendum_to_the_2019_Ele](https://azsos.gov/sites/default/files/Electronic_Adjudication_Addendum_to_the_2019_Elections_Procedures_Manual.pdf)
15 [ctions_Procedures_Manual.pdf](https://azsos.gov/sites/default/files/Electronic_Adjudication_Addendum_to_the_2019_Elections_Procedures_Manual.pdf).

16 46. Actual “over-votes” are invalid and may not be counted. *See* A.R.S. § 16-610.

17 47. Upon information and belief, one or more selections in up to 15% of all ballots
18 cast in the November 8, 2022 general election in Maricopa County have been referred to
19 electronic adjudication in connection with at least one candidate contest, judicial retention
20 or ballot proposition appearing on the ballot. The Maricopa County Elections Department
21 reported 50,246 undervotes in the official county canvass of the contest for Attorney
22 General.

23 48. By statute, the County Recorder must conduct a hand count audit of selected
24 candidate races across a randomly generated sample of (a) 5,000 of early ballots and (b)
25 ballots cast at 2% of vote centers in the county. *See* A.R.S. § 16-602(B), (F). The purpose
26 of the hand count is to verify the accuracy of tallies generated by tabulator devices and
27 determinations by various ballot processing boards.

28

1 49. The hand count audit following the November 8, 2022 general election
2 revealed at least one instance in which the Maricopa County Electronic Adjudication Board
3 incorrectly characterized the voter's ostensible intent. Specifically, the Electronic
4 Adjudication Board had tabulated the disputed ballot as a vote for gubernatorial candidate
5 Katie Hobbs. As the hand count audit found, however, the ballot contained both an indicated
6 preference for Hobbs and an accompanying write-in vote for a different candidate, Kari
7 Lake. The Electronic Adjudication Board was required by law to designate the gubernatorial
8 contest as over-voted and not to tabulate a vote for any candidate in that race. *See Exhibit*
9 *B p. 32.*

10 50. The Attorney General contest was not among the races randomly selected for
11 inclusion in Maricopa County's hand count audit but, upon information and belief, a similar
12 and proportionate rate of erroneous determinations afflict the broader corpus of all ballots
13 that underwent electronic adjudication, thereby resulting in the unlawful mistabulation of
14 certain votes cast in connection with the election for Arizona Attorney General.

15 51. Additionally, an observer of the ballot adjudication process has reported that
16 tabulation and electronic adjudication equipment have been unable to clearly capture the
17 ballot markings made by some voters who did not use the writing implements recommended
18 by elections officials. Although it is likely that such markings can be assessed and correctly
19 tabulated by a manual inspection of the affected ballots, elections officials have not
20 undertaken a manual inspection of such ballots and therefore have failed to correctly
21 tabulate the votes marked on such ballots, and instead tabulating them as undervotes.

22 52. Furthermore, an observer in Navajo County is currently observing the
23 Recount of votes. On December 7, 2022, Navajo County re-tabulated 3% of the county's
24 ballots. On election day, a large portion of the ballots processed were tabulated using the
25 central count tabulator. However, during this recount, the county is using the smaller
26 precinct tabulators. These small precinct tabulators identified two ballots that should have
27 been sent to adjudication. It appears that the faster central count tabulators were not
28

1 functioning or set up entirely properly and that they failed to flag ballots for adjudication
2 that might not contain a valid vote for the Attorney General race.

3 **Unverified Early Ballot Affidavit Signatures**

4 53. An elector who chooses to cast an early ballot must enclose the ballot in an
5 envelope containing a sworn affidavit, signed by the voter, that certifies the voter's
6 qualifications and personal signature affixation, and affirms his or her understanding of the
7 criminal prohibition against casting multiple ballots in the same election. *See* A.R.S. § 16-
8 547(A).

9 54. Upon receipt of a returned early ballot envelope, the County Recorder or the
10 Recorder's designee must "compare the signatures thereon with the signature of the elector
11 on the elector's registration record." A.R.S. § 16-550(A). If "the signatures correspond,"
12 the early ballot is processed and tabulated. *Id.* If "the signature is inconsistent with the
13 elector's signature on the elector's registration record," then the early ballot is invalid and
14 cannot be tabulated, unless the putative voter cures the signature discrepancy within five
15 business days of an election or federal office (or the third business day after any other
16 election). *Id.*

17 55. Upon information and belief, a material number of early ballots were
18 accompanied by an affidavit containing a signature that the County Recorder or his/her
19 designee concluded was inconsistent with the signature presented on the voter's
20 "registration record." These early ballots were processed and accepted for tabulation,
21 however, because the County Recorder or Recorder's designee determined that the affidavit
22 signature matched a signature on a *different* document that was *not* the voter's "registration
23 record"—such as an early ballot affidavit submitted in connection with a previous election
24 or a pollbook signature roster. *See* EPM at p. 68.

25 56. To the extent the EPM purports to authorize the County Recorder to use for
26 the verification of early ballot affidavits signature specimens that are not contained in a
27 voter's "registration record," it is unlawful and unenforceable. *See Leach v. Hobbs*, 250
28

1 Ariz. 572, 576, ¶ 21 (2021) (“[A]n EPM regulation that exceeds the scope of its statutory
2 authorization or contravenes an election statute’s purpose does not have the force of law.”).

3 57. Early ballots accompanied by uncured affidavit signatures that do not match
4 the signature on the putative voter’s “registration record” are legally insufficient and cannot
5 be tabulated.

6 **Registration Errors**

7 58. Based upon information and belief, a material number of voters presented
8 themselves to vote at the polls on election day and they were told by election workers that
9 they were not registered to vote. These voters were required to vote a provisional ballot
10 because election workers informed them that they were not registered to vote.

11 59. In Maricopa County alone, approximately 1,942 provisional voters did not
12 have their provisional ballot counted because it was determined that the voter was not
13 registered to vote. A material number of these voters who had their ballots rejected had
14 voted in past Arizona election and had done nothing to invalidate their registration.

15
16
17
18
19
20
21
22
23
24
25
26
27
28

1
2
3
4
5
6
7
8
9
10
11
12
13
14
15
16
17
18
19
20
21
22
23
24
25
26
27
28

COUNT I
[Maricopa County Only]
**Erroneous Count of Votes and Election Board Misconduct: Wrongful
Disqualification of Provisional and Early Ballots**
(Ariz. Const. art. II, §§ 13, 21; A.R.S. §§ 12-2021, 16-672(A)(1), (A)(5))

60. The Plaintiffs incorporate by reference the foregoing allegations as if fully set forth herein.

61. Article 2, Section 13 of the Arizona Constitution secures the equal “privileges or immunities” of all citizens.

62. The Arizona Constitution guarantees “the right of suffrage” and mandates that “[a]ll elections shall be free and equal.” Ariz. Const. art. II, § 21.

63. “Arizona’s constitutional right to a ‘free and equal’ election is implicated when votes are not properly counted.” *Chavez v. Brewer*, 222 Ariz. 309, 320, ¶ 34 (App. 2009).

64. Pursuant to these constitutional precepts, all qualified electors who have properly verified their identity and otherwise are eligible to vote in an election are entitled to cast a regular ballot that will be duly processed and tabulated. *See* Ariz. Const. art. II, §§ 13, 21; A.R.S. §§ 16-579, -580(B).

65. Upon presenting at a vote center and verifying a prospective voter’s identity, poll workers must “check in” the voter on the e-pollbook, which records in real-time whether the elector has cast a ballot in this election.

66. After checking in, obtaining, and properly completing a ballot, numerous voters across Maricopa County had their ballots rejected by malfunctioning electronic tabulation devices. Certain of these voters chose to spoil their ballots and to either (a) leave the vote center and present at a different polling location with functioning tabulators or (b) cast a previously issued early ballot instead.

67. Under Arizona law and Maricopa County’s official policies, poll workers were required to “check out” these voters, which would enable them to obtain and cast a

1 regular ballot at a different polling location elsewhere in Maricopa County or to cast a
2 previously issued early ballot.

3 68. Upon information and belief, various poll workers across Maricopa County
4 refused or failed to “check out” some or all of these voters. As a result of that systematic
5 error, the e-pollbooks inaccurately designated these individuals as having previously voted
6 in this election.

7 69. When subsequently presenting at a different vote center, at least 126 of these
8 voters were incorrectly informed that they had already voted and were permitted to
9 complete and submit only a provisional ballot. Upon information and belief, the Maricopa
10 County Defendants failed to tabulate these valid provisional ballots for inclusion in the
11 canvass.

12 70. In addition, at least 269 voters whom poll workers failed to properly “check
13 out” instead chose to complete and submit a previously issued early ballot. Upon
14 information and belief, because these individuals are inaccurately recorded in the e-
15 pollbook as having previously voted, however, the Maricopa County Defendants failed to
16 tabulate these valid early ballots for inclusion in the canvass.

17 71. These pervasive poll worker errors have denied numerous qualified electors
18 of Maricopa County, including supporters of the Contestant, their right to vote under
19 Arizona law.

20 72. By failing to properly “check out” these voters and restore their ability to vote
21 a regular ballot for tabulation, the Maricopa County Defendants (through their election
22 boards) engaged in “misconduct” within the meaning of A.R.S. § 16-672(A)(1), acted in
23 excess of their legal authority, failed to discharge a non-discretionary duty prescribed by
24 law, and caused an erroneous count of votes in the election for Arizona Attorney General.

25 73. Upon information and belief, votes included on provisional and early ballots
26 that the Maricopa County Defendants improperly failed to tabulate are material to, and
27 potentially dispositive of, the outcome of the election for the office of Arizona Attorney
28 General.

1 79. In any event, any individual whom the e-pollbook has recorded as having
2 already voted is entitled to receive, complete and submit a provisional ballot upon affirming
3 his or her eligibility. *See* A.R.S. § 16-584.

4 80. By denying these individuals a provisional ballot and failing to tabulate any
5 such valid provisional ballots in the canvass, the Maricopa County Defendants (through
6 their election boards) engaged in “misconduct” within the meaning of A.R.S. § 16-
7 672(A)(1), acted in excess of their legal authority, failed to discharge a non-discretionary
8 duty prescribed by law, and caused an erroneous count of votes in the election for Arizona
9 Attorney General.

10 81. Upon information and belief, the Maricopa County Defendants’ unlawful
11 denial of certain electors’ right to cast a provisional ballot was material to, and potentially
12 dispositive of, the outcome of the election for the office of Arizona Attorney General.

13 82. Accordingly, the Plaintiffs are entitled to an order (including, if necessary, a
14 writ of mandamus) requiring the Maricopa County Defendants to afford to all individuals
15 who were refused a provisional ballot a reasonable opportunity to cast in the November 8,
16 2022 general election a provisional ballot, which must be duly processed and included in
17 the canvass in conformance with applicable law.

18 **COUNT III**
19 **Erroneous Count of Votes: Inaccurate Ballot Duplications**
20 **(A.R.S. §§ 16-621, 16-672(A)(5))**

21 83. The Plaintiffs incorporate by reference the foregoing allegations as if fully set
22 forth herein.

23 84. When a submitted ballot is damaged or defective such that it cannot be read
24 by an electronic tabulator, the ballot is transmitted to a Ballot Duplication Board that
25 operates under the auspices of the County Recorder and that transposes the voter’s indicated
26 selections to a duplicate ballot, which in turn is electronically tabulated. *See* A.R.S. § 16-
27 621(A); EPM at p. 201.

28 85. Upon information and belief, the counties’ Ballot Duplication Boards have
incorrectly transcribed a material number of voter selections in the race for Arizona

1 Attorney General in the November 8, 2022 general election, thereby resulting in the
2 unlawful mistabulation of a ballot lawfully cast by a qualified elector.

3 86. Upon information and belief, by not correctly duplicating certain ballots, the
4 County Defendants (through their Ballot Duplication Boards) have caused an erroneous
5 count of votes for the office of Arizona Attorney General. *See* A.R.S. § 16-672(A)(5).

6 87. Upon information and belief, votes included on improperly duplicated ballots
7 are material to, and potentially dispositive of, the outcome of the election for the office of
8 Arizona Attorney General.

9 88. Accordingly, the Plaintiffs are entitled to an order (including, if necessary, a
10 writ of mandamus) requiring the County Defendants to amend the canvass results for the
11 office of Arizona Attorney General to correct erroneous tabulations associated with the
12 inaccurate duplication of ballots.

13 **COUNT IV**

14 **Illegal Votes and Erroneous Count of Votes: Improper Ballot Adjudications** 15 **(A.R.S. §§ 16-621, 16-672(A)(4), (A)(5))**

16 89. The Plaintiffs incorporate by reference the foregoing allegations as if fully set
17 forth herein.

18 90. When a submitted ballot is determined by a tabulator device to contain an
19 apparent over-vote, or to include ambiguous markings, the ballot is designated for review
20 by an Electronic Adjudication Board that operates under the auspices of the County
21 Recorder. If the voter's clear intent can be ascertained, the Electronic Adjudication Board
22 must ensure that such intent is appropriately designated on the ballot for tabulation. If the
23 voter's clear intent cannot be determined, no vote is tabulated in the affected race(s) on that
24 ballot. *See* A.R.S. § 16-621(B); EPM Electronic Adjudication Addendum, *supra*. Upon
25 information and belief, the counties' Electronic Adjudication Boards counted a material
26 number of ballots that it should have sent to adjudication in the race for Arizona Attorney
27 General in the November 8, 2022 general election, thereby resulting in the unlawful
28 tabulation of ballots that should not have been tabulated.

1 97. An early ballot is lawful and eligible for tabulation if—and only if—the
2 signature on the affidavit accompanying the ballot matches the signature featured on the
3 elector’s “registration record.” A.R.S. § 16-550(A).

4 98. Upon information and belief, a material number of early ballots cast in the
5 November 8, 2022 general election were transmitted in envelopes containing an affidavit
6 signature that the County Recorder or the Recorder’s designee determined did not
7 correspond to the signature in the putative voter’s “registration record.” The County
8 Recorder, however, nevertheless accepted the early ballot for processing and tabulation
9 because the affidavit signature ostensibly matched a signature on an election-related
10 document that was **not** the voter’s “registration record,” such as a prior early ballot affidavit
11 or early ballot request form.

12 99. To the extent the Elections Procedures Manual purports to authorize the
13 validation of early ballot affidavit signatures by reference to a signature specimen that is
14 not found in the voter’s “registration record,” it is contrary to the plain language of A.R.S.
15 § 16-550(A), and hence unenforceable.

16 100. An early ballot that is accompanied by an uncured affidavit signature that
17 does not match the signature contained in the putative voter’s registration record is an
18 “illegal vote” within the meaning of A.R.S. § 16-672(A)(4).

19 101. Upon information and belief, the number of tabulated early ballots associated
20 with an uncured affidavit signature that does not match the signature in the corresponding
21 registration record is material to, and potentially dispositive of, the outcome of the election
22 for the office of Arizona Attorney General.

23 102. Accordingly, the Plaintiffs are entitled to an order (including, if necessary, a
24 writ of mandamus) proportionately reducing the tabulated returns of early ballots to exclude
25 early ballots that were accompanied by an uncured affidavit signature that is inconsistent
26 with the signature on file in the putative voter’s registration record. *See generally Grounds*
27 *v. Lawe*, 67 Ariz. 176, 183–85 (1948).

28

DEMAND FOR RELIEF

WHEREFORE, the Plaintiffs demand relief in the following forms:

- a. An order abating the recount of votes cast in the November 8, 2022 General Election for the Office of Attorney General pursuant to A.R.S. § 16-667.
- b. An order requiring the Maricopa County Defendants to process and tabulate all provisional ballots and early ballots submitted by qualified electors who had “checked in” at a vote center but did not cast a regular ballot in the November 8, 2022 general election, and to amend the canvass results for the office of Arizona Attorney General accordingly.
- c. An order requiring the Maricopa County Defendants to afford to all individuals who were refused a provisional ballot a reasonable opportunity to cast in the November 8, 2022 general election a provisional ballot, which will be duly processed and tabulated in conformance with applicable law, and to amend the canvass results for the office of Arizona Attorney General accordingly.
- d. An order requiring the County Defendants to amend the canvass results for the office of Arizona Attorney General to correct erroneous tabulations associated with the inaccurate duplication of ballots.
- e. An order requiring the County Defendants to amend the canvass results for the office of Arizona Attorney General to correct erroneous tabulations associated with the inaccurate adjudication of ballots.
- f. An order requiring the County Defendants to make available for physical inspection all ballots containing an undervote in the contest for Arizona Attorney General, and to duly process and tabulate all ballots wherein a mark was made indicating the voter intent to cast a vote in said contest, and to amend the canvass results for the office of Arizona Attorney General accordingly.

1
2
3
4
5
6
7
8
9
10
11
12
13
14
15
16
17
18
19
20
21
22
23
24
25
26
27
28

- g. An order proportionately reducing the tabulated returns of early ballots to exclude early ballots that were accompanied by an uncured affidavit signature that is inconsistent with the signature on file in the putative voter’s registration record.
- h. An order requiring the Secretary of State to amend the canvass of statewide returns to reflect amendments to county-level canvass results made by one or more of the County Defendants.
- i. An injunction or other order pursuant to A.R.S. §§ 16-650 and 16-676(C) prohibiting the Secretary of State from declaring the Contestee elected to the office of Arizona Attorney General or from issuing to Contestee a certificate of election.
- j. An injunction or other order pursuant to A.R.S. § 16-676(C) nullifying and setting aside any certificate of election issued by the Secretary of State to the Contestee for the office of Arizona Attorney General.
- k. An injunction or other order pursuant to A.R.S. §§ 16-650 and 16-676(C) requiring the Secretary of State to declare Contestant Abraham Hamadeh elected to the office of Arizona Attorney General and to issue to Contestant a certificate of election.
- l. Such other relief as the Court deems necessary, equitable, proper, and just.

1 **RESPECTFULLY SUBMITTED** this 9th day of December, 2022.
2
3

4 By: /s/ Timothy A. La Sota
5 Timothy A La Sota, SBN # 020539
6 **TIMOTHY A. LA SOTA, PLC**
7 2198 East Camelback Road, Suite 305
8 Phoenix, Arizona 85016

9 By: /s/ David A. Warrington
10 David A. Warrington, Virginia State Bar No. 72293*
11 Gary Lawkowski, Virginia State Bar No. 82329*
12 **DHILLON LAW GROUP, INC.**
13 2121 Eisenhower Avenue, Suite 608
14 Alexandria, VA 22314
15 **Pro hac vice forthcoming*

16
17
18 *Attorneys for Plaintiffs/Contestants*
19
20
21
22
23
24
25
26
27
28

Pursuant to A.R.S. § 16-673(B), I, Ted Boyd, hereby verify that the allegations contained in the foregoing Statement of Election Contest are true and correct to the best of my knowledge.

Executed under penalty of perjury, this 9th day of December, 2022.



Ted Boyd

VERIFICATION

Pursuant to A.R.S. § 16-673(B), I, Drew Sexton, for, and in my capacity as Regional Political Director of, the Republican National Committee, hereby verify that the allegations contained in the foregoing Statement of Election Contest are true and correct to the best of my knowledge.

Executed under penalty of perjury, this 9th day of December, 2022.

Republican National Committee
By
Drew Sexton
Regional Political Director

VERIFICATION

Pursuant to A.R.S. § 16-673(B), I, Jeanne Kentch hereby verify that the allegations contained in the foregoing Statement of Election Contest are true and correct to the best of my knowledge.

Executed under penalty of perjury, this 9th day of December, 2022.

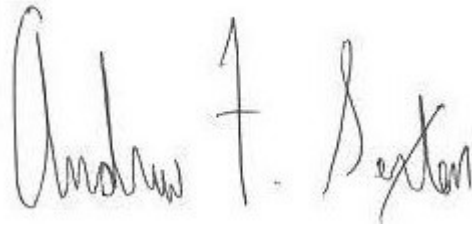
Jeanne Kentch

1
2
3
4
5
6
7
8
9
10
11
12
13
14
15
16
17
18
19
20
21
22
23
24
25
26
27
28

VERIFICATION

Pursuant to A.R.S. § 16-673(B), I, Drew Sexton, for, and in my capacity as Regional Political Director of, the Republican National Committee, hereby verify that the allegations contained in the foregoing Statement of Election Contest are true and correct to the best of my knowledge.

Executed under penalty of perjury, this 9th day of December, 2022.



Republican National Committee
By
Drew Sexton
Regional Political Director


1
2
3
4
5
6
7
8
9
10
11
12
13
14
15
16
17
18
19
20
21
22
23
24
25
26
27
28

VERIFICATION

Pursuant to A.R.S. § 16-673(B), I, Jeanne Kentch, hereby verify that the allegations contained in the foregoing Statement of Election Contest are true and correct to the best of my knowledge.

Executed under penalty of perjury, this 8th day of December, 2022.

Jeanne Kentch




1
2
3
4
5
6
7
8
9
10
11
12
13
14
15
16
17
18
19
20
21
22
23
24
25
26
27
28

VERIFICATION

Pursuant to A.R.S. § 16-673(B), I, Abraham Hamadeh, hereby verify that the allegations contained in the foregoing Statement of Election Contest are true and correct to the best of my knowledge.

Executed under penalty of perjury, this 9th day of December, 2022.



Abraham Hamadeh

Exhibit A



Tweet



Bill Gates



@billgatesaz



If you're at a polling place experiencing an issue with a tabulator, you have three options & your vote will be counted in each. 1) stay where you are and wait for tabulator to come online 2) drop your ballot in the secure slot (door 3) on tabulator 3) go to a nearby vote center

8:01 AM · Nov 8, 2022 · Twitter for iPhone

443 Retweets

193 Quote Tweets

867 Likes



Exhibit B



MARICOPA COUNTY, ARIZONA

Hand Count / Audit Report



Election: **GENERAL ELECTION – NOVEMBER 8, 2022**

Synopsis:

Pursuant to A.R.S. §16-602(B), Maricopa County conducted the hand count/early ballot audit for the **November 8, 2022 General Election**. 2% of the vote centers (polling places) were counted as required by statute, which amounted to 5 vote centers (polling places) out of 223 total vote centers (polling places).

The hand count began on **Wednesday, November 9, 2022** at **6:08 p.m.** when the Maricopa County Chairs of the **Democratic, Libertarian, and Republican** Party met to select the vote centers (polling places), races, and early ballot batches to be audited. All ballots were accounted for in the central counting location before the selection process started. The selection order was chosen by lot, and the **Democratic** Party was selected to go first, followed by the **Libertarian** Party and then the **Republican** Party.

With the draw order established, the specific vote centers (polling places) to be audited were selected with the participating County Party Chairs alternating the various selections. Once the allotted vote centers (polling places) were chosen, the percentage of early ballot audit batches to be audited were drawn (1% of early ballots or 5,000, whichever is less). A total of **26 batches** were selected to be audited to reach the required audit total.

Four (4) contested races were chosen as required by law: 1 Federal race, 1 Statewide race, 1 Legislative race and 1 Statewide Ballot Measure were counted. Specifically, the following list displays the contested races that were audited:

- Federal Race – **U.S. Representative**
- Statewide Race – **Governor**
- Statewide Legislative Race – **State Representative**
- Statewide Ballot Measure – **Proposition 129**

The master precinct and race selection lists are attached for review. The physical hand count started at **9:15 a.m.** on **Saturday, November 12, 2022** and was concluded at **6:22 p.m.** on **Saturday, November 12, 2022**. The tabulation method used was the stacking method. The audit was conducted by 24 boards made up of 3 members, of which not more than 2 members were from the same political party. This hand count included votes cast on both the scan and accessible marking devices from the selected vote centers (polling places).

Early Ballot Audit:

The required number of early ballots were audited as per Arizona State Law (1% of early ballots or 5,000, whichever is less). The early ballot audit consisted of 26 batches with at least 1 batch from every machine used for tabulation. Each batch contained approximately 200 early ballots. There was a over **1.3 million** early ballots cast in Maricopa County for the **November 8, 2022 General Election**.

Comments:

Attached are the summary reports which depict the results of the hand count audit for each selected race/measure. The outcome confirmed the accuracy of the tabulation results and was within the variance and designated margin as defined by the Vote Count Verification Committee established by the Secretary of State.

Stephen Richer
Maricopa County Recorder

Reynaldo Valenzuela Jr.
Director of Mail-In Voting & Election Services
Office of Maricopa County Recorder, Stephen Richer

Scott Jarrett
Director of In-Person Voting & Tabulation
Maricopa County Elections Department



MARICOPA COUNTY, ARIZONA

Hand Count / Audit Report



Election: GENERAL ELECTION – NOVEMBER 8, 2022

Party Selected to: Draw 1ST DEM Draw 2ND LBT Draw 3RD REP

SECTION A SELECTED VOTE CENTERS - LISTED IN ORDER SELECTED – 5 TOTAL

0082	0116	0075	0134	0179	Facility Information: 0075 = Estrella Foothills High School #201 (Fac# 14506) 0082 = Flite Goodyear (Fac# 15705) 0116 = Journey Church (Fac# 15731) 0134 = Maryvale Bridge Methodist Church (Fac# 10074) 0179 = Sevilla Elementary School (Fac# 10432)
------	------	------	------	------	--

SECTION A (Continued) SELECTED EV BATCHES (LISTED IN ORDER SELECTED - 26 TOTAL)

49	51	38	20	10	27	8	34	21	25
44	35	28	2	33	12	47	5	19	11
48	29	4	14	36	13				

SECTION B. NUMBER OF RACES TO COUNT PER CATEGORY

RACE CATEGORY	TICK MARK TALLY	NUMBER OF RACES PER CATEGORY	RECEIVED PRECINCT HAND COUNT MARGIN WORKSHEET
1. President	0	0	
2. Statewide Candidate			
3. Statewide Ballot Measure			
4. Federal Candidate			
5. State Legislative			
Additional Races Needed	0	0	

SECTION C. RACES TO BE COUNTED

	Race To Be Counted	Category of Race
1.	N/A	1. President
2.	GOVERNOR	2. Statewide Candidate
3.	PROPOSITION 129	3. Statewide Ballot Measure
4.	US REPRESENTATIVE	4. Federal Candidate
5.	STATE REPRESENTATIVE	5. State Legislative



MARICOPA COUNTY, ARIZONA

Hand Count / Audit Report



Election: **GENERAL ELECTION – NOVEMBER 8, 2022**

SELECTED RACES

OFFICE TYPE	OFFICE NAME	DRAWN
FEDERAL	US SENATOR	
FEDERAL	US REPRESENTATIVE	X
STATEWIDE	GOVERNOR	X
STATE LEGISLATIVE	STATE SENATOR	
STATE LEGISLATIVE	STATE REPRESENTATIVE	X
STATEWIDE	SECRETARY OF STATE	
STATEWIDE	ATTORNEY GENERAL	
STATEWIDE	STATE TREASURER	
STATEWIDE	SUP. OF PUBLIC INSTR.	
STATEWIDE	CORP COMMISSIONER	
PROPOSITION	PROPOSITION 129	X

MARICOPA COUNTY ELECTIONS DEPARTMENT

AGGREGATE - **VOTE CENTER** HAND COUNT REPORT - TOTAL FROM ALL PRECINCTS

Total Vote Centers Counted (2%): **5** Total Ballots Cast: **3,269** Date of Election: **November 8, 2022**

Race Category: FEDERAL CANDIDATE			Race: US REPRESENTATIVE
Precinct # - Precinct Name	Hand Count Total	Machine Count	Absolute Difference
0075 ESTRELLA FOOTHILLS HIGH SCH	10	10	0
0082 FLITE GOODYEAR	125	125	0
0116 JOURNEY CHURCH	13	13	0
0134 MARYVALE BRIDGE METHODIST CH.	309	309	0
0179 SEVILLA ELEMENTARY SCH.	352	352	0
TOTAL	809	809	0
Aggregated Margin = Absolute Difference ÷ Machine Count X 100			Aggregated Margin
0	809	100	0.000%

*Designated Margin for PRECINCT ballots, in accordance with A.R.S. § 16-602(K)(4): 1.000%

Race Category: STATEWIDE CANDIDATE			Race: GOVERNOR
Precinct # - Precinct Name	Hand Count Total	Machine Count	Absolute Difference
0075 ESTRELLA FOOTHILLS HIGH SCH	1,081	1,081	0
0082 FLITE GOODYEAR	246	246	0
0116 JOURNEY CHURCH	1,139	1,139	0
0134 MARYVALE BRIDGE METHODIST CH.	366	365	1
0179 SEVILLA ELEMENTARY SCH.	423	423	0
TOTAL	3,255	3,254	1
Aggregated Margin = Absolute Difference ÷ Machine Count X 100			Aggregated Margin
1	3,254	100	0.031%

*Designated Margin for PRECINCT ballots, in accordance with A.R.S. § 16-602(K)(4): 1.000%

Race Category: STATE LEGISLATIVE			Race: STATE REPRESENTATIVE
Precinct # - Precinct Name	Hand Count Total	Machine Count	Absolute Difference
0075 ESTRELLA FOOTHILLS HIGH SCH	1,168	1,168	0
0082 FLITE GOODYEAR	111	111	0
0116 JOURNEY CHURCH	1,867	1,867	0
0134 MARYVALE BRIDGE METHODIST CH.	28	28	0
0179 SEVILLA ELEMENTARY SCH.	38	38	0
TOTAL	3,212	3,212	0
Aggregated Margin = Absolute Difference ÷ Machine Count X 100			Aggregated Margin
0	3,212	100	0.000%

*Designated Margin for PRECINCT ballots, in accordance with A.R.S. § 16-602(K)(4): 1.000%

Race Category: STATEWIDE BALLOT MEASURE			Race: PROPOSITION 129
Precinct # - Precinct Name	Hand Count Total	Machine Count	Absolute Difference
0075 ESTRELLA FOOTHILLS HIGH SCH	952	952	0
0082 FLITE GOODYEAR	210	210	0
0116 JOURNEY CHURCH	1,044	1,044	0
0134 MARYVALE BRIDGE METHODIST CH.	319	319	0
0179 SEVILLA ELEMENTARY SCH.	346	346	0
TOTAL	2,871	2,871	0
Aggregated Margin = Absolute Difference ÷ Machine Count X 100			Aggregated Margin
0	2,871	100	0.000%

*Designated Margin for PRECINCT ballots, in accordance with A.R.S. § 16-602(K)(4): 1.000%

MARICOPA COUNTY ELECTIONS DEPARTMENT

AGGREGATE - EARLY BALLOT AUDIT HAND COUNT REPORT - TOTAL FROM ALL BATCHES

Total # of Batches: **26** # of Ballots from ALL Batches: **5,170** Date of Election: **November 8, 2022**

Race Category: FEDERAL CANDIDATE			Race: US REPRESENTATIVE
Early Voting Batch #	Hand Count Total	Machine Count	Absolute Difference
49	190	190	0
51	158	158	0
38	170	170	0
20	145	145	0
10	138	138	0
27	26	26	0
8	168	168	0
34	88	88	0
21	169	169	0
25	78	78	0
44	142	142	0
35	80	80	0
28	192	192	0
2	116	116	0
33	163	163	0
12	157	157	0
47	156	156	0
5	137	137	0
19	108	108	0
11	171	171	0
48	139	139	0
29	121	121	0
4	95	95	0
14	132	132	0
36	101	101	0
13	172	172	0
TOTAL	3,512	3,512	0
Aggregated Margin = Absolute Difference ÷ Machine Count X 100			Aggregated Margin
0	3,512	100	0.000%

*Designated Margin for EARLY VOTING ballots, in accordance with A.R.S. § 16-602(K)(4): 1.000%

AGGREGATE - EARLY BALLOT AUDIT HAND COUNT REPORT - TOTAL FROM ALL BATCHES

Total # of Batches: **26** # of Ballots from ALL Batches: **5,170** Date of Election: **November 8, 2022**

Race Category: STATEWIDE CANDIDATE			Race: GOVERNOR
Early Voting Batch #	Hand Count Total	Machine Count	Absolute Difference
49	193	193	0
51	196	196	0
38	197	197	0
20	199	199	0
10	198	198	0
27	198	198	0
8	198	198	0
34	198	198	0
21	195	195	0
25	200	200	0
44	195	195	0
35	195	195	0
28	197	197	0
2	197	197	0
33	200	200	0
12	192	192	0
47	193	193	0
5	196	196	0
19	197	197	0
11	199	199	0
48	194	194	0
29	198	198	0
4	197	198	1
14	195	195	0
36	191	191	0
13	192	192	0
TOTAL	5,100	5,101	1
Aggregated Margin = Absolute Difference ÷ Machine Count X 100			Aggregated Margin
1	5,101	100	0.020%

*Designated Margin for EARLY VOTING ballots, in accordance with A.R.S. § 16-602(K)(4): 1.000%

MARICOPA COUNTY ELECTIONS DEPARTMENT

AGGREGATE - EARLY BALLOT AUDIT HAND COUNT REPORT - TOTAL FROM ALL BATCHES

Total # of Batches: **26** # of Ballots from ALL Batches: **5,170** Date of Election: **November 8, 2022**

Race Category: STATE LEGISLATIVE			Race: STATE REPRESENTATIVE
Early Voting Batch #	Hand Count Total	Machine Count	Absolute Difference
49	196	196	0
51	178	178	0
38	216	216	0
20	220	220	0
10	269	269	0
27	260	260	0
8	180	180	0
34	286	286	0
21	224	224	0
25	227	227	0
44	271	271	0
35	262	262	0
28	137	137	0
2	238	238	0
33	245	245	0
12	223	223	0
47	236	236	0
5	177	177	0
19	283	283	0
11	173	173	0
48	278	278	0
29	192	192	0
4	256	256	0
14	289	289	0
36	248	248	0
13	272	272	0
TOTAL	6,036	6,036	0
Aggregated Margin = Absolute Difference ÷ Machine Count X 100			Aggregated Margin
0	6,036	100	0.000%

*Designated Margin for EARLY VOTING ballots, in accordance with A.R.S. § 16-602(K)(4): 1.000%

AGGREGATE - EARLY BALLOT AUDIT HAND COUNT REPORT - TOTAL FROM ALL BATCHES

Total # of Batches: **26** # of Ballots from ALL Batches: **5,170** Date of Election: **November 8, 2022**

Race Category: STATEWIDE BALLOT MEASURE			Race: PROPOSITION 129
Early Voting Batch #	Hand Count Total	Machine Count	Absolute Difference
49	171	171	0
51	169	169	0
38	176	176	0
20	176	176	0
10	185	185	0
27	181	181	0
8	185	185	0
34	187	187	0
21	183	183	0
25	181	181	0
44	181	181	0
35	195	195	0
28	184	184	0
2	180	180	0
33	185	185	0
12	176	176	0
47	175	175	0
5	175	175	0
19	188	188	0
11	176	176	0
48	176	176	0
29	185	185	0
4	188	188	0
14	183	183	0
36	185	185	0
13	185	185	0
TOTAL	4,711	4,711	0
Aggregated Margin = Absolute Difference ÷ Machine Count X 100			Aggregated Margin
0	4,711	100	0.000%

*Designated Margin for EARLY VOTING ballots, in accordance with A.R.S. § 16-602(K)(4): 1.000%

Comments: If a discrepancy occurred, the reason will be notated and described in each of the detailed Precinct and/or EV Batch reports for the given race or measure.

CUMULATIVE AGGREGATED MARGINS - BY TYPE				
	Hand Count Total	Machine Count	Absolute Difference	Aggregated Margin
VOTE CENTERS	10,147	10,146	1	0.010%
EV'S	19,359	19,360	1	0.005%
Aggregated Margin	$= \text{Absolute Difference} \div \text{Machine Count} \times 100$			

THE "VOTE CENTER SPECIFIC" HAND COUNT REPORTS
AND
"EARLY BALLOT BATCH SPECIFIC" HAND COUNT REPORTS
FOLLOW THIS SUMMARY

THE FOLLOWING WORKSHEETS ARE THE SUPPORTING AND DETAILED COUNTS THAT WERE USED TO DERIVE THE ABOVE SUMMARIES AND DESIGNATED MARGIN PERCENTAGES.

If any variances occur, the specific Vote Center or Early Ballot Hand Count Reports that follow would indicate the reasons for these variances in the "Comments" section for the affected "Race Category". Those variances are noted as part of the designated margin calculation when "**Intent**" or "**Machine Error**" is deemed to have occurred based on the Board's audit.

For those variances noted as "Intent" errors, those reflect votes that were unreadable by the machine but were determined by the boards to be votes for a given candidate or issue based on the board determining the "intent" of the voter. As an example, ballots where the voter circled the candidate's name instead of filling in the oval for the given candidate (as instructed) OR where the voter marked the oval but did not fill in the oval sufficiently enough such as placing an "X" or using a checkmark instead of filling in the oval. The machine is faulted for this as an error despite it not actually being a machine read error. This "intent" occurrence is included as a machine error variance and is part of the designated margin calculation.

For any marks not read by the machine because they were too light or the board upon their review deemed the machine count to be in error, those would be listed as "machine errors" and those totals would be part of the designated margin calculations, if existing. All variances, if any, are noted in the final result reports that follow.

VOTE CENTER HAND COUNT REPORT - OPTICAL SCAN BALLOTS

Site: **0075 ESTRELLA FOOTHILLS HIGH SCH** Ballots Cast: **1,086** Date of Election: **November 8, 2022**

Race Category: FEDERAL CANDIDATE		Race: US REPRESENTATIVE		
Candidate's	Hand Count Total	Machine Total	Absolute Difference	
SCHWEIKERT, DAVID - DIST 1	2	2	0	
HODGE, JEVIN D. - DIST 1	0	0	0	
CRANE, ELI - DIST 2	0	0	0	
O'HALLERAN, TOM - DIST 2	0	0	0	
ZINK, JEFF NELSON - DIST 3	0	0	0	
GALLEGO, RUBEN - DIST 3	3	3	0	
COOPER, KELLY - DIST 4	0	0	0	
STANTON, GREG - DIST 4	0	0	0	
BIGGS, ANDY - DIST 5	0	0	0	
RAMOS, JAVIER GARCIA - DIST 5	0	0	0	
SMITH, CLINT WILLIAM - DIST 5	0	0	0	
POZZOLO, LUIS - DIST 7	2	2	0	
GRIJALVA, RAUL - DIST 7	3	3	0	
TOTAL	10	10	0	

Comments for why a discrepancy occurred:

Race Category: STATEWIDE CANDIDATE		Race: GOVERNOR		
Candidate's	Hand Count Total	Machine Total	Absolute Difference	
LAKE, KARI	888	888	0	
HOBBS, KATIE	193	193	0	
TOTAL	1,081	1,081	0	

Comments for why a discrepancy occurred:

Race Category: STATE LEGISLATIVE		Race: STATE REPRESENTATIVE		
Candidate's	Hand Count Total	Machine Total	Absolute Difference	
LAMAR, CHRISTIAN - DIST 2	1	1	0	
WILMETH, JUSTIN - DIST 2	1	1	0	
SCHWIEBERT, JUDY - DIST 2	0	0	0	
GRESS, MATT - DIST 4	0	0	0	
SYMS, MARIA - DIST 4	0	0	0	
TERECH, LAURA - DIST 4	0	0	0	
TREADWELL, JENNIFER "JENN" - DIST 5	0	0	0	
LONGDON, JENNIFER - DIST 5	0	0	0	
SHAH, AMISH - DIST 5	0	0	0	
DARROW, CADEN - DIST 8	0	0	0	
LOUGHRIGE, BILL - DIST 8	0	0	0	
HERNANDEZ, MELODY - DIST 8	0	0	0	
SALMAN, ATHENA - DIST 8	0	0	0	
MENDOZA, MARY ANN - DIST 9	0	0	0	
PEARCE, KATHY - DIST 9	0	0	0	
AUSTIN, LORENA - DIST 9	0	0	0	
BLATTMAN, SETH - DIST 9	0	0	0	
HEAP, JUSTIN - DIST 10	0	0	0	
PARKER, BARBARA ROWLEY - DIST 10	0	0	0	
HUNTER, HELEN - DIST 10	0	0	0	
PENA M., TATIANA - DIST 11	0	0	0	
DE LOS SANTOS, OSCAR - DIST 11	1	1	0	
QUINONEZ, MARCELINO - DIST 11	1	1	0	
CHASTON, JAMES "JIM" - DIST 12	0	0	0	
ROE, TERRY - DIST 12	0	0	0	
CONTRERAS, PATRICIA "PATTY" - DIST 12	0	0	0	
TRAVERS, ANASTASIA "STACEY" - DIST 12	0	0	0	
HARRIS, LIZ - DIST 13	0	0	0	
WILLOUGHBY, JULIE - DIST 13	0	0	0	
PAWLIK, JENNIFER - DIST 13	0	0	0	
GRANTHAM, TRAVIS - DIST 14	0	0	0	
HENDRIX, LAURIN - DIST 14	0	0	0	
REESE, BRANDY - DIST 14	0	0	0	
HUDELSON, ROB - DIST 16	0	0	0	
MARTINEZ, TERESA - DIST 16	0	0	0	
SEAMAN, KEITH - DIST 16	0	0	0	
PENA, MICHELE - DIST 23	855	855	0	
LUGO, JESUS JR. - DIST 23	129	129	0	
SANDOVAL, MARIANA - DIST 23	171	171	0	
PAYNE, KEVIN - DIST 27	1	1	0	
TOMA, BEN - DIST 27	1	1	0	
KISSINGER, DON - DIST 27	0	0	0	
LIVINGSTON, DAVID - DIST 28	1	1	0	
PINGERELLI, BEVERLY - DIST 28	0	0	0	
HOLBROOK, STEPHANIE BLAIR - DIST 28	0	0	0	
MONTENEGRO, STEVE - DIST 29	1	1	0	
SMITH, AUSTIN - DIST 29	3	3	0	
PODEYN, SCOTT - DIST 29	2	2	0	
TOTAL	1,168	1,168	0	

Comments for why a discrepancy occurred:

Race Category: STATEWIDE BALLOT MEASURE		Race: PROPOSITION 129		
Candidate's	Hand Count Total	Machine Total	Absolute Difference	
PROP 129 - YES	669	669	0	
PROP 129 - NO	283	283	0	
TOTAL	952	952	0	

Comments for why a discrepancy occurred:

VOTE CENTER HAND COUNT REPORT - OPTICAL SCAN BALLOTS

Site: 0082 FLITE GOODYEAR

Ballots Cast: 249

Date of Election: November 8, 2022

Race Category: **FEDERAL CANDIDATE**

Race: **US REPRESENTATIVE**

Candidate's	Hand Count Total	Machine Total	Absolute Difference
SCHWEIKERT, DAVID - DIST 1	2	2	0
HODGE, JEVIN D. - DIST 1	1	1	0
CRANE, ELI - DIST 2	0	0	0
O'HALLERAN, TOM - DIST 2	0	0	0
ZINK, JEFF NELSON - DIST 3	6	6	0
GALLEGO, RUBEN - DIST 3	4	4	0
COOPER, KELLY - DIST 4	0	0	0
STANTON, GREG - DIST 4	1	1	0
BIGGS, ANDY - DIST 5	1	1	0
RAMOS, JAVIER GARCIA - DIST 5	0	0	0
SMITH, CLINT WILLIAM - DIST 5	0	0	0
POZZOLO, LUIS - DIST 7	59	59	0
GRIJALVA, RAUL - DIST 7	51	51	0
TOTAL	125	125	0

Comments for why a discrepancy occurred:

Race Category: **STATEWIDE CANDIDATE**

Race: **GOVERNOR**

Candidate's	Hand Count Total	Machine Total	Absolute Difference
LAKE, KARI	159	159	0
HOBBS, KATIE	87	87	0
TOTAL	246	246	0

Comments for why a discrepancy occurred:

Race Category: **STATE LEGISLATIVE**

Race: **STATE REPRESENTATIVE**

Candidate's	Hand Count Total	Machine Total	Absolute Difference
LAMAR, CHRISTIAN - DIST 2	0	0	0
WILMETH, JUSTIN - DIST 2	0	0	0
SCHWIEBERT, JUDY - DIST 2	0	0	0
GRESS, MATT - DIST 4	1	1	0
SYMS, MARIA - DIST 4	0	0	0
TERECH, LAURA - DIST 4	1	1	0
TREADWELL, JENNIFER "JENN" - DIST 5	1	1	0
LONGDON, JENNIFER - DIST 5	0	0	0
SHAH, AMISH - DIST 5	0	0	0
DARROW, CADEN - DIST 8	0	0	0
LOUGHRIGE, BILL - DIST 8	0	0	0
HERNANDEZ, MELODY - DIST 8	0	0	0
SALMAN, ATHENA - DIST 8	0	0	0
MENDOZA, MARY ANN - DIST 9	0	0	0
PEARCE, KATHY - DIST 9	0	0	0
AUSTIN, LORENA - DIST 9	1	1	0
BLATTMAN, SETH - DIST 9	1	1	0
HEAP, JUSTIN - DIST 10	0	0	0
PARKER, BARBARA ROWLEY - DIST 10	0	0	0
HUNTER, HELEN - DIST 10	0	0	0
PENA M., TATIANA - DIST 11	0	0	0
DE LOS SANTOS, OSCAR - DIST 11	1	1	0
QUINONEZ, MARCELINO - DIST 11	1	1	0
CHASTON, JAMES "JIM" - DIST 12	0	0	0
ROE, TERRY - DIST 12	0	0	0
CONTRERAS, PATRICIA "PATTY" - DIST 12	0	0	0
TRAVERS, ANASTASIA "STACEY" - DIST 12	0	0	0
HARRIS, LIZ - DIST 13	0	0	0
WILLOUGHBY, JULIE - DIST 13	0	0	0
PAWLIK, JENNIFER - DIST 13	0	0	0
GRANTHAM, TRAVIS - DIST 14	0	0	0
HENDRIX, LAURIN - DIST 14	0	0	0
REESE, BRANDY - DIST 14	0	0	0
HUDELSON, ROB - DIST 16	0	0	0
MARTINEZ, TERESA - DIST 16	0	0	0
SEAMAN, KEITH - DIST 16	0	0	0
PENA, MICHELE - DIST 23	48	48	0
LUGO, JESUS JR. - DIST 23	21	21	0
SANDOVAL, MARIANA - DIST 23	19	19	0
PAYNE, KEVIN - DIST 27	0	0	0
TOMA, BEN - DIST 27	1	1	0
KISSINGER, DON - DIST 27	0	0	0
LIVINGSTON, DAVID - DIST 28	1	1	0
PINGERELLI, BEVERLY - DIST 28	1	1	0
HOLBROOK, STEPHANIE BLAIR - DIST 28	0	0	0
MONTENEGRO, STEVE - DIST 29	6	6	0
SMITH, AUSTIN - DIST 29	6	6	0
PODEYN, SCOTT - DIST 29	1	1	0
TOTAL	111	111	0

Comments for why a discrepancy occurred:

Race Category: **STATEWIDE BALLOT MEASURE**

Race: **PROPOSITION 129**

Candidate's	Hand Count Total	Machine Total	Absolute Difference
PROP 129 - YES	120	120	0
PROP 129 - NO	90	90	0
TOTAL	210	210	0

Comments for why a discrepancy occurred:

VOTE CENTER HAND COUNT REPORT - OPTICAL SCAN BALLOTS

Site: 0116 JOURNEY CHURCH

Ballots Cast: 1,142

Date of Election: November 8, 2022

Race Category: FEDERAL CANDIDATE

Race: US REPRESENTATIVE

Candidate's	Hand Count Total	Machine Total	Absolute Difference
SCHWEIKERT, DAVID - DIST 1	4	4	0
HODGE, JEVIN D. - DIST 1	1	1	0
CRANE, ELI - DIST 2	0	0	0
O'HALLERAN, TOM - DIST 2	0	0	0
ZINK, JEFF NELSON - DIST 3	1	1	0
GALLEGO, RUBEN - DIST 3	1	1	0
COOPER, KELLY - DIST 4	2	2	0
STANTON, GREG - DIST 4	0	0	0
BIGGS, ANDY - DIST 5	0	0	0
RAMOS, JAVIER GARCIA - DIST 5	2	2	0
SMITH, CLINT WILLIAM - DIST 5	0	0	0
POZZOLO, LUIS - DIST 7	2	2	0
GRIJALVA, RAUL - DIST 7	0	0	0
TOTAL	13	13	0

Comments for why a discrepancy occurred:

Race Category: STATEWIDE CANDIDATE

Race: GOVERNOR

Candidate's	Hand Count Total	Machine Total	Absolute Difference
LAKE, KARI	994	994	0
HOBBS, KATIE	145	145	0
TOTAL	1,139	1,139	0

Comments for why a discrepancy occurred:

Race Category: STATE LEGISLATIVE

Race: STATE REPRESENTATIVE

Candidate's	Hand Count Total	Machine Total	Absolute Difference
LAMAR, CHRISTIAN - DIST 2	4	4	0
WILMETH, JUSTIN - DIST 2	1	1	0
SCHWIEBERT, JUDY - DIST 2	1	1	0
GRESS, MATT - DIST 4	2	2	0
SYMS, MARIA - DIST 4	2	2	0
TERECH, LAURA - DIST 4	0	0	0
TREADWELL, JENNIFER "JENN" - DIST 5	0	0	0
LONGDON, JENNIFER - DIST 5	0	0	0
SHAH, AMISH - DIST 5	1	1	0
DARROW, CADEN - DIST 8	0	0	0
LOUGHRIGE, BILL - DIST 8	0	0	0
HERNANDEZ, MELODY - DIST 8	0	0	0
SALMAN, ATHENA - DIST 8	0	0	0
MENDOZA, MARY ANN - DIST 9	0	0	0
PEARCE, KATHY - DIST 9	0	0	0
AUSTIN, LORENA - DIST 9	0	0	0
BLATTMAN, SETH - DIST 9	0	0	0
HEAP, JUSTIN - DIST 10	1	1	0
PARKER, BARBARA ROWLEY - DIST 10	0	0	0
HUNTER, HELEN - DIST 10	0	0	0
PENA M., TATIANA - DIST 11	0	0	0
DE LOS SANTOS, OSCAR - DIST 11	1	1	0
QUINONEZ, MARCELINO - DIST 11	0	0	0
CHASTON, JAMES "JIM" - DIST 12	0	0	0
ROE, TERRY - DIST 12	0	0	0
CONTRERAS, PATRICIA "PATTY" - DIST 12	0	0	0
TRAVERS, ANASTASIA "STACEY" - DIST 12	0	0	0
HARRIS, LIZ - DIST 13	0	0	0
WILLOUGHBY, JULIE - DIST 13	0	0	0
PAWLIK, JENNIFER - DIST 13	0	0	0
GRANTHAM, TRAVIS - DIST 14	0	0	0
HENDRIX, LAURIN - DIST 14	0	0	0
REESE, BRANDY - DIST 14	2	2	0
HUDELSON, ROB - DIST 16	0	0	0
MARTINEZ, TERESA - DIST 16	0	0	0
SEAMAN, KEITH - DIST 16	0	0	0
PENA, MICHELE - DIST 23	0	0	0
LUGO, JESUS JR. - DIST 23	0	0	0
SANDOVAL, MARIANA - DIST 23	0	0	0
PAYNE, KEVIN - DIST 27	38	38	0
TOMA, BEN - DIST 27	36	36	0
KISSINGER, DON - DIST 27	3	3	0
LIVINGSTON, DAVID - DIST 28	822	822	0
PINGERELLI, BEVERLY - DIST 28	809	809	0
HOLBROOK, STEPHANIE BLAIR - DIST 28	128	128	0
MONTENEGRO, STEVE - DIST 29	7	7	0
SMITH, AUSTIN - DIST 29	9	9	0
PODEYN, SCOTT - DIST 29	0	0	0
TOTAL	1,867	1,867	0

Comments for why a discrepancy occurred:

Race Category: STATEWIDE BALLOT MEASURE

Race: PROPOSITION 129

Candidate's	Hand Count Total	Machine Total	Absolute Difference
PROP 129 - YES	878	878	0
PROP 129 - NO	166	166	0
TOTAL	1,044	1,044	0

Comments for why a discrepancy occurred:

VOTE CENTER HAND COUNT REPORT - OPTICAL SCAN BALLOTS

Site: 0134 MARYVALE BRIDGE METHODIST CH. Ballots Cast:

367

Date of Election: **November 8, 2022**

Race Category: FEDERAL CANDIDATE

Race: US REPRESENTATIVE

Candidate's	Hand Count Total	Machine Total	Absolute Difference
SCHWEIKERT, DAVID - DIST 1	1	1	0
HODGE, JEVIN D. - DIST 1	5	5	0
CRANE, ELI - DIST 2	0	0	0
O'HALLERAN, TOM - DIST 2	0	0	0
ZINK, JEFF NELSON - DIST 3	128	128	0
GALLEGO, RUBEN - DIST 3	169	169	0
COOPER, KELLY - DIST 4	1	1	0
STANTON, GREG - DIST 4	0	0	0
BIGGS, ANDY - DIST 5	0	0	0
RAMOS, JAVIER GARCIA - DIST 5	0	0	0
SMITH, CLINT WILLIAM - DIST 5	0	0	0
POZZOLO, LUIS - DIST 7	2	2	0
GRIJALVA, RAUL - DIST 7	3	3	0
TOTAL	309	309	0

Comments for why a discrepancy occurred:

Race Category: STATEWIDE CANDIDATE

Race: GOVERNOR

Candidate's	Hand Count Total	Machine Total	Absolute Difference
LAKE, KARI	162	162	0
HOBBS, KATIE	204	203	1
TOTAL	366	365	1

Comments for why a discrepancy occurred: One ballot more per hand count board and deemed as an unread vote for HOBBS

Race Category: STATE LEGISLATIVE

Race: STATE REPRESENTATIVE

Candidate's	Hand Count Total	Machine Total	Absolute Difference
LAMAR, CHRISTIAN - DIST 2	0	0	0
WILMETH, JUSTIN - DIST 2	0	0	0
SCHWIEBERT, JUDY - DIST 2	1	1	0
GRESS, MATT - DIST 4	0	0	0
SYMS, MARIA - DIST 4	0	0	0
TERECH, LAURA - DIST 4	1	1	0
TREADWELL, JENNIFER "JENN" - DIST 5	1	1	0
LONGDON, JENNIFER - DIST 5	4	4	0
SHAH, AMISH - DIST 5	5	5	0
DARROW, CADEN - DIST 8	0	0	0
LOUGHRIGE, BILL - DIST 8	0	0	0
HERNANDEZ, MELODY - DIST 8	0	0	0
SALMAN, ATHENA - DIST 8	1	1	0
MENDOZA, MARY ANN - DIST 9	0	0	0
PEARCE, KATHY - DIST 9	0	0	0
AUSTIN, LORENA - DIST 9	0	0	0
BLATTMAN, SETH - DIST 9	0	0	0
HEAP, JUSTIN - DIST 10	1	1	0
PARKER, BARBARA ROWLEY - DIST 10	0	0	0
HUNTER, HELEN - DIST 10	0	0	0
PENA M., TATIANA - DIST 11	3	3	0
DE LOS SANTOS, OSCAR - DIST 11	2	2	0
QUINONEZ, MARCELINO - DIST 11	1	1	0
CHASTON, JAMES "JIM" - DIST 12	0	0	0
ROE, TERRY - DIST 12	0	0	0
CONTRERAS, PATRICIA "PATTY" - DIST 12	0	0	0
TRAVERS, ANASTASIA "STACEY" - DIST 12	0	0	0
HARRIS, LIZ - DIST 13	0	0	0
WILLOUGHBY, JULIE - DIST 13	0	0	0
PAWLIK, JENNIFER - DIST 13	0	0	0
GRANTHAM, TRAVIS - DIST 14	0	0	0
HENDRIX, LAURIN - DIST 14	0	0	0
REESE, BRANDY - DIST 14	0	0	0
HUDELSON, ROB - DIST 16	0	0	0
MARTINEZ, TERESA - DIST 16	0	0	0
SEAMAN, KEITH - DIST 16	0	0	0
PENA, MICHELE - DIST 23	0	0	0
LUGO, JESUS JR. - DIST 23	0	0	0
SANDOVAL, MARIANA - DIST 23	0	0	0
PAYNE, KEVIN - DIST 27	1	1	0
TOMA, BEN - DIST 27	1	1	0
KISSINGER, DON - DIST 27	1	1	0
LIVINGSTON, DAVID - DIST 28	0	0	0
PINGERELLI, BEVERLY - DIST 28	1	1	0
HOLBROOK, STEPHANIE BLAIR - DIST 28	0	0	0
MONTENEGRO, STEVE - DIST 29	1	1	0
SMITH, AUSTIN - DIST 29	2	2	0
PODEYN, SCOTT - DIST 29	1	1	0
TOTAL	28	28	0

Comments for why a discrepancy occurred:

Race Category: STATEWIDE BALLOT MEASURE

Race: PROPOSITION 129

Candidate's	Hand Count Total	Machine Total	Absolute Difference
PROP 129 - YES	163	163	0
PROP 129 - NO	156	156	0
TOTAL	319	319	0

Comments for why a discrepancy occurred:

VOTE CENTER HAND COUNT REPORT - OPTICAL SCAN BALLOTS

Site: 0179 SEVILLA ELEMENTARY SCH

Ballots Cast: 425

Date of Election: November 8, 2022

Race Category: **FEDERAL CANDIDATE**

Race: **US REPRESENTATIVE**

Candidate's	Hand Count Total	Machine Total	Absolute Difference
SCHWEIKERT, DAVID - DIST 1	4	4	0
HODGE, JEVIN D. - DIST 1	3	3	0
CRANE, ELI - DIST 2	0	0	0
O'HALLERAN, TOM - DIST 2	0	0	0
ZINK, JEFF NELSON - DIST 3	161	161	0
GALLEGO, RUBEN - DIST 3	180	180	0
COOPER, KELLY - DIST 4	0	0	0
STANTON, GREG - DIST 4	0	0	0
BIGGS, ANDY - DIST 5	3	3	0
RAMOS, JAVIER GARCIA - DIST 5	0	0	0
SMITH, CLINT WILLIAM - DIST 5	0	0	0
POZZOLO, LUIS - DIST 7	0	0	0
GRIJALVA, RAUL - DIST 7	1	1	0
TOTAL	352	352	0

Comments for why a discrepancy occurred:

Race Category: **STATEWIDE CANDIDATE**

Race: **GOVERNOR**

Candidate's	Hand Count Total	Machine Total	Absolute Difference
LAKE, KARI	217	217	0
HOBBS, KATIE	206	206	0
TOTAL	423	423	0

Comments for why a discrepancy occurred:

Race Category: **STATE LEGISLATIVE**

Race: **STATE REPRESENTATIVE**

Candidate's	Hand Count Total	Machine Total	Absolute Difference
LAMAR, CHRISTIAN - DIST 2	1	1	0
WILMETH, JUSTIN - DIST 2	1	1	0
SCHWIEBERT, JUDY - DIST 2	3	3	0
GRESS, MATT - DIST 4	2	2	0
SYMS, MARIA - DIST 4	2	2	0
TERECH, LAURA - DIST 4	1	1	0
TREADWELL, JENNIFER "JENN" - DIST 5	0	0	0
LONGDON, JENNIFER - DIST 5	1	1	0
SHAH, AMISH - DIST 5	1	1	0
DARROW, CADEN - DIST 8	0	0	0
LOUGHRIGE, BILL - DIST 8	0	0	0
HERNANDEZ, MELODY - DIST 8	0	0	0
SALMAN, ATHENA - DIST 8	0	0	0
MENDOZA, MARY ANN - DIST 9	0	0	0
PEARCE, KATHY - DIST 9	0	0	0
AUSTIN, LORENA - DIST 9	0	0	0
BLATTMAN, SETH - DIST 9	0	0	0
HEAP, JUSTIN - DIST 10	0	0	0
PARKER, BARBARA ROWLEY - DIST 10	0	0	0
HUNTER, HELEN - DIST 10	0	0	0
PENA M., TATIANA - DIST 11	0	0	0
DE LOS SANTOS, OSCAR - DIST 11	2	2	0
QUINONEZ, MARCELINO - DIST 11	2	2	0
CHASTON, JAMES "JIM" - DIST 12	0	0	0
ROE, TERRY - DIST 12	0	0	0
CONTRERAS, PATRICIA "PATTY" - DIST 12	0	0	0
TRAVERS, ANASTASIA "STACEY" - DIST 12	0	0	0
HARRIS, LIZ - DIST 13	1	1	0
WILLOUGHBY, JULIE - DIST 13	1	1	0
PAWLIK, JENNIFER - DIST 13	0	0	0
GRANTHAM, TRAVIS - DIST 14	2	2	0
HENDRIX, LAURIN - DIST 14	2	2	0
REESE, BRANDY - DIST 14	0	0	0
HUDELSON, ROB - DIST 16	0	0	0
MARTINEZ, TERESA - DIST 16	0	0	0
SEAMAN, KEITH - DIST 16	0	0	0
PENA, MICHELE - DIST 23	0	0	0
LUGO, JESUS JR. - DIST 23	0	0	0
SANDOVAL, MARIANA - DIST 23	0	0	0
PAYNE, KEVIN - DIST 27	2	2	0
TOMA, BEN - DIST 27	2	2	0
KISSINGER, DON - DIST 27	0	0	0
LIVINGSTON, DAVID - DIST 28	5	5	0
PINGERELLI, BEVERLY - DIST 28	5	5	0
HOLBROOK, STEPHANIE BLAIR - DIST 28	1	1	0
MONTENEGRO, STEVE - DIST 29	0	0	0
SMITH, AUSTIN - DIST 29	1	1	0
PODEYN, SCOTT - DIST 29	0	0	0
TOTAL	38	38	0

Comments for why a discrepancy occurred:

Race Category: **STATEWIDE BALLOT MEASURE**

Race: **PROPOSITION 129**

Candidate's	Hand Count Total	Machine Total	Absolute Difference
PROP 129 - YES	185	185	0
PROP 129 - NO	161	161	0
TOTAL	346	346	0

Comments for why a discrepancy occurred:

EARLY VOTING (EV) BALLOT AUDIT HAND COUNT REPORT - OPTICAL SCAN BALLOTS

EV Batch# **49** #per Batch: **200**

Date of Election: **November 8, 2022**

Race Category: FEDERAL CANDIDATE		Race: US REPRESENTATIVE		
Candidate's	Hand Count Total	Machine Total	Absolute Difference	
SCHWEIKERT, DAVID - DIST 1	30	30	0	
HODGE, JEVIN D. - DIST 1	30	30	0	
CRANE, ELI - DIST 2	0	0	0	
O'HALLERAN, TOM - DIST 2	0	0	0	
ZINK, JEFF NELSON - DIST 3	0	0	0	
GALLEGO, RUBEN - DIST 3	5	5	0	
COOPER, KELLY - DIST 4	7	7	0	
STANTON, GREG - DIST 4	3	3	0	
BIGGS, ANDY - DIST 5	48	48	0	
RAMOS, JAVIER GARCIA - DIST 5	53	53	0	
SMITH, CLINT WILLIAM - DIST 5	14	14	0	
POZZOLO, LUIS - DIST 7	0	0	0	
GRIJALVA, RAUL - DIST 7	0	0	0	
TOTAL	190	190	0	

Comments for why a discrepancy occurred:

Race Category: STATEWIDE CANDIDATE		Race: GOVERNOR		
Candidate's	Hand Count Total	Machine Total	Absolute Difference	
LAKE, KARI	85	85	0	
HOBBS, KATIE	108	108	0	
TOTAL	193	193	0	

Comments for why a discrepancy occurred:

Race Category: STATE LEGISLATIVE		Race: STATE REPRESENTATIVE		
Candidate's	Hand Count Total	Machine Total	Absolute Difference	
LAMAR, CHRISTIAN - DIST 2	0	0	0	
WILMETH, JUSTIN - DIST 2	0	0	0	
SCHWIEBERT, JUDY - DIST 2	0	0	0	
GRESS, MATT - DIST 4	5	5	0	
SYMS, MARIA - DIST 4	5	5	0	
TERECH, LAURA - DIST 4	6	6	0	
TREADWELL, JENNIFER "JENN" - DIST 5	0	0	0	
LONGDON, JENNIFER - DIST 5	2	2	0	
SHAH, AMISH - DIST 5	2	2	0	
DARROW, CADEN - DIST 8	0	0	0	
LOUGHRIGE, BILL - DIST 8	0	0	0	
HERNANDEZ, MELODY - DIST 8	1	1	0	
SALMAN, ATHENA - DIST 8	0	0	0	
MENDOZA, MARY ANN - DIST 9	3	3	0	
PEARCE, KATHY - DIST 9	4	4	0	
AUSTIN, LORENA - DIST 9	0	0	0	
BLATTMAN, SETH - DIST 9	0	0	0	
HEAP, JUSTIN - DIST 10	0	0	0	
PARKER, BARBARA ROWLEY - DIST 10	0	0	0	
HUNTER, HELEN - DIST 10	2	2	0	
PENA M., TATIANA - DIST 11	0	0	0	
DE LOS SANTOS, OSCAR - DIST 11	0	0	0	
QUINONEZ, MARCELINO - DIST 11	0	0	0	
CHASTON, JAMES "JIM" - DIST 12	3	3	0	
ROE, TERRY - DIST 12	3	3	0	
CONTRERAS, PATRICIA "PATTY" - DIST 12	1	1	0	
TRAVERS, ANASTASIA "STACEY" - DIST 12	1	1	0	
HARRIS, LIZ - DIST 13	31	31	0	
WILLOUGHBY, JULIE - DIST 13	26	26	0	
PAWLIK, JENNIFER - DIST 13	33	33	0	
GRANTHAM, TRAVIS - DIST 14	24	24	0	
HENDRIX, LAURIN - DIST 14	18	18	0	
REESE, BRANDY - DIST 14	25	25	0	
HUDELSON, ROB - DIST 16	0	0	0	
MARTINEZ, TERESA - DIST 16	0	0	0	
SEAMAN, KEITH - DIST 16	0	0	0	
PENA, MICHELE - DIST 23	0	0	0	
LUGO, JESUS JR. - DIST 23	0	0	0	
SANDOVAL, MARIANA - DIST 23	0	0	0	
PAYNE, KEVIN - DIST 27	0	0	0	
TOMA, BEN - DIST 27	0	0	0	
KISSINGER, DON - DIST 27	1	1	0	
LIVINGSTON, DAVID - DIST 28	0	0	0	
PINGERELLI, BEVERLY - DIST 28	0	0	0	
HOLBROOK, STEPHANIE BLAIR - DIST 28	0	0	0	
MONTENEGRO, STEVE - DIST 29	0	0	0	
SMITH, AUSTIN - DIST 29	0	0	0	
PODEYN, SCOTT - DIST 29	0	0	0	
TOTAL	196	196	0	

Comments for why a discrepancy occurred:

Race Category: STATEWIDE BALLOT MEASURE		Race: PROPOSITION 129		
Candidate's	Hand Count Total	Machine Total	Absolute Difference	
PROP 129 - YES	98	98	0	
PROP 129 - NO	73	73	0	
TOTAL	171	171	0	

Comments for why a discrepancy occurred:

EARLY VOTING (EV) BALLOT AUDIT HAND COUNT REPORT - OPTICAL SCAN BALLOTS

EV Batch# **51** #per Batch: **198**

Date of Election: **November 8, 2022**

Race Category: FEDERAL CANDIDATE		Race: US REPRESENTATIVE		
Candidate's	Hand Count Total	Machine Total	Absolute Difference	
SCHWEIKERT, DAVID - DIST 1	41	41	0	
HODGE, JEVIN D. - DIST 1	33	33	0	
CRANE, ELI - DIST 2	0	0	0	
O'HALLERAN, TOM - DIST 2	0	0	0	
ZINK, JEFF NELSON - DIST 3	1	1	0	
GALLEGO, RUBEN - DIST 3	5	5	0	
COOPER, KELLY - DIST 4	12	12	0	
STANTON, GREG - DIST 4	13	13	0	
BIGGS, ANDY - DIST 5	34	34	0	
RAMOS, JAVIER GARCIA - DIST 5	14	14	0	
SMITH, CLINT WILLIAM - DIST 5	3	3	0	
POZZOLO, LUIS - DIST 7	1	1	0	
GRIJALVA, RAUL - DIST 7	1	1	0	
TOTAL	158	158	0	

Comments for why a discrepancy occurred:

Race Category: STATEWIDE CANDIDATE		Race: GOVERNOR		
Candidate's	Hand Count Total	Machine Total	Absolute Difference	
LAKE, KARI	105	105	0	
HOBBS, KATIE	91	91	0	
TOTAL	196	196	0	

Comments for why a discrepancy occurred:

Race Category: STATE LEGISLATIVE		Race: STATE REPRESENTATIVE		
Candidate's	Hand Count Total	Machine Total	Absolute Difference	
LAMAR, CHRISTIAN - DIST 2	0	0	0	
WILMETH, JUSTIN - DIST 2	0	0	0	
SCHWIEBERT, JUDY - DIST 2	0	0	0	
GRESS, MATT - DIST 4	16	16	0	
SYMS, MARIA - DIST 4	14	14	0	
TERECH, LAURA - DIST 4	12	12	0	
TREADWELL, JENNIFER "JENN" - DIST 5	3	3	0	
LONGDON, JENNIFER - DIST 5	9	9	0	
SHAH, AMISH - DIST 5	7	7	0	
DARROW, CADEN - DIST 8	3	3	0	
LOUGHRIGE, BILL - DIST 8	5	5	0	
HERNANDEZ, MELODY - DIST 8	4	4	0	
SALMAN, ATHENA - DIST 8	2	2	0	
MENDOZA, MARY ANN - DIST 9	0	0	0	
PEARCE, KATHY - DIST 9	0	0	0	
AUSTIN, LORENA - DIST 9	0	0	0	
BLATTMAN, SETH - DIST 9	0	0	0	
HEAP, JUSTIN - DIST 10	16	16	0	
PARKER, BARBARA ROWLEY - DIST 10	13	13	0	
HUNTER, HELEN - DIST 10	9	9	0	
PENA M., TATIANA - DIST 11	0	0	0	
DE LOS SANTOS, OSCAR - DIST 11	0	0	0	
QUINONEZ, MARCELINO - DIST 11	0	0	0	
CHASTON, JAMES "JIM" - DIST 12	3	3	0	
ROE, TERRY - DIST 12	2	2	0	
CONTRERAS, PATRICIA "PATTY" - DIST 12	4	4	0	
TRAVERS, ANASTASIA "STACEY" - DIST 12	4	4	0	
HARRIS, LIZ - DIST 13	2	2	0	
WILLOUGHBY, JULIE - DIST 13	3	3	0	
PAWLIK, JENNIFER - DIST 13	5	5	0	
GRANTHAM, TRAVIS - DIST 14	0	0	0	
HENDRIX, LAURIN - DIST 14	3	3	0	
REESE, BRANDY - DIST 14	3	3	0	
HUDELSON, ROB - DIST 16	0	0	0	
MARTINEZ, TERESA - DIST 16	0	0	0	
SEAMAN, KEITH - DIST 16	0	0	0	
PENA, MICHELE - DIST 23	1	1	0	
LUGO, JESUS JR. - DIST 23	0	0	0	
SANDOVAL, MARIANA - DIST 23	1	1	0	
PAYNE, KEVIN - DIST 27	2	2	0	
TOMA, BEN - DIST 27	3	3	0	
KISSINGER, DON - DIST 27	2	2	0	
LIVINGSTON, DAVID - DIST 28	8	8	0	
PINGERELLI, BEVERLY - DIST 28	8	8	0	
HOLBROOK, STEPHANIE BLAIR - DIST 28	4	4	0	
MONTENEGRO, STEVE - DIST 29	3	3	0	
SMITH, AUSTIN - DIST 29	3	3	0	
PODEYN, SCOTT - DIST 29	1	1	0	
TOTAL	178	178	0	

Comments for why a discrepancy occurred:

Race Category: STATEWIDE BALLOT MEASURE		Race: PROPOSITION 129		
Candidate's	Hand Count Total	Machine Total	Absolute Difference	
PROP 129 - YES	104	104	0	
PROP 129 - NO	65	65	0	
TOTAL	169	169	0	

Comments for why a discrepancy occurred:

EARLY VOTING (EV) BALLOT AUDIT HAND COUNT REPORT - OPTICAL SCAN BALLOTS

EV Batch# **38**

#per Batch: **197**

Date of Election: **November 8, 2022**

Race Category: FEDERAL CANDIDATE		Race: US REPRESENTATIVE		
Candidate's	Hand Count Total	Machine Total	Absolute Difference	
SCHWEIKERT, DAVID - DIST 1	32	32	0	
HODGE, JEVIN D. - DIST 1	52	52	0	
CRANE, ELI - DIST 2	0	0	0	
O'HALLERAN, TOM - DIST 2	0	0	0	
ZINK, JEFF NELSON - DIST 3	5	5	0	
GALLEGO, RUBEN - DIST 3	7	7	0	
COOPER, KELLY - DIST 4	15	15	0	
STANTON, GREG - DIST 4	24	24	0	
BIGGS, ANDY - DIST 5	17	17	0	
RAMOS, JAVIER GARCIA - DIST 5	18	18	0	
SMITH, CLINT WILLIAM - DIST 5	0	0	0	
POZZOLO, LUIS - DIST 7	0	0	0	
GRIJALVA, RAUL - DIST 7	0	0	0	
TOTAL	170	170	0	

Comments for why a discrepancy occurred:

Race Category: STATEWIDE CANDIDATE		Race: GOVERNOR		
Candidate's	Hand Count Total	Machine Total	Absolute Difference	
LAKE, KARI	74	74	0	
HOBBS, KATIE	123	123	0	
TOTAL	197	197	0	

Comments for why a discrepancy occurred:

Race Category: STATE LEGISLATIVE		Race: STATE REPRESENTATIVE		
Candidate's	Hand Count Total	Machine Total	Absolute Difference	
LAMAR, CHRISTIAN - DIST 2	2	2	0	
WILMETH, JUSTIN - DIST 2	2	2	0	
SCHWIEBERT, JUDY - DIST 2	1	1	0	
GRESS, MATT - DIST 4	16	16	0	
SYMS, MARIA - DIST 4	10	10	0	
TERECH, LAURA - DIST 4	23	23	0	
TREADWELL, JENNIFER "JENN" - DIST 5	6	6	0	
LONGDON, JENNIFER - DIST 5	4	4	0	
SHAH, AMISH - DIST 5	3	3	0	
DARROW, CADEN - DIST 8	1	1	0	
LOUGHRIGE, BILL - DIST 8	1	1	0	
HERNANDEZ, MELODY - DIST 8	5	5	0	
SALMAN, ATHENA - DIST 8	5	5	0	
MENDOZA, MARY ANN - DIST 9	4	4	0	
PEARCE, KATHY - DIST 9	4	4	0	
AUSTIN, LORENA - DIST 9	3	3	0	
BLATTMAN, SETH - DIST 9	3	3	0	
HEAP, JUSTIN - DIST 10	5	5	0	
PARKER, BARBARA ROWLEY - DIST 10	4	4	0	
HUNTER, HELEN - DIST 10	6	6	0	
PENA M., TATIANA - DIST 11	2	2	0	
DE LOS SANTOS, OSCAR - DIST 11	6	6	0	
QUINONEZ, MARCELINO - DIST 11	6	6	0	
CHASTON, JAMES "JIM" - DIST 12	9	9	0	
ROE, TERRY - DIST 12	8	8	0	
CONTRERAS, PATRICIA "PATTY" - DIST 12	14	14	0	
TRAVERS, ANASTASIA "STACEY" - DIST 12	12	12	0	
HARRIS, LIZ - DIST 13	4	4	0	
WILLOUGHBY, JULIE - DIST 13	4	4	0	
PAWLIK, JENNIFER - DIST 13	7	7	0	
GRANTHAM, TRAVIS - DIST 14	6	6	0	
HENDRIX, LAURIN - DIST 14	6	6	0	
REESE, BRANDY - DIST 14	4	4	0	
HUDELSON, ROB - DIST 16	0	0	0	
MARTINEZ, TERESA - DIST 16	0	0	0	
SEAMAN, KEITH - DIST 16	0	0	0	
PENA, MICHELE - DIST 23	0	0	0	
LUGO, JESUS JR. - DIST 23	0	0	0	
SANDOVAL, MARIANA - DIST 23	0	0	0	
PAYNE, KEVIN - DIST 27	1	1	0	
TOMA, BEN - DIST 27	1	1	0	
KISSINGER, DON - DIST 27	1	1	0	
LIVINGSTON, DAVID - DIST 28	1	1	0	
PINGERELLI, BEVERLY - DIST 28	0	0	0	
HOLBROOK, STEPHANIE BLAIR - DIST 28	12	12	0	
MONTENEGRO, STEVE - DIST 29	1	1	0	
SMITH, AUSTIN - DIST 29	1	1	0	
PODEYN, SCOTT - DIST 29	2	2	0	
TOTAL	216	216	0	

Comments for why a discrepancy occurred:

Race Category: STATEWIDE BALLOT MEASURE		Race: PROPOSITION 129		
Candidate's	Hand Count Total	Machine Total	Absolute Difference	
PROP 129 - YES	92	92	0	
PROP 129 - NO	84	84	0	
TOTAL	176	176	0	

Comments for why a discrepancy occurred:

EARLY VOTING (EV) BALLOT AUDIT HAND COUNT REPORT - OPTICAL SCAN BALLOTS

EV Batch# **20** #per Batch: **200**

Date of Election: **November 8, 2022**

Race Category: FEDERAL CANDIDATE		Race: US REPRESENTATIVE		
Candidate's	Hand Count Total	Machine Total	Absolute Difference	
SCHWEIKERT, DAVID - DIST 1	26	26	0	
HODGE, JEVIN D. - DIST 1	31	31	0	
CRANE, ELI - DIST 2	0	0	0	
O'HALLERAN, TOM - DIST 2	0	0	0	
ZINK, JEFF NELSON - DIST 3	5	5	0	
GALLEGO, RUBEN - DIST 3	26	26	0	
COOPER, KELLY - DIST 4	11	11	0	
STANTON, GREG - DIST 4	16	16	0	
BIGGS, ANDY - DIST 5	17	17	0	
RAMOS, JAVIER GARCIA - DIST 5	12	12	0	
SMITH, CLINT WILLIAM - DIST 5	0	0	0	
POZZOLO, LUIS - DIST 7	0	0	0	
GRIJALVA, RAUL - DIST 7	1	1	0	
TOTAL	145	145	0	

Comments for why a discrepancy occurred:

Race Category: STATEWIDE CANDIDATE		Race: GOVERNOR		
Candidate's	Hand Count Total	Machine Total	Absolute Difference	
LAKE, KARI	82	82	0	
HOBBS, KATIE	117	117	0	
TOTAL	199	199	0	

Comments for why a discrepancy occurred:

Race Category: STATE LEGISLATIVE		Race: STATE REPRESENTATIVE		
Candidate's	Hand Count Total	Machine Total	Absolute Difference	
LAMAR, CHRISTIAN - DIST 2	3	3	0	
WILMETH, JUSTIN - DIST 2	3	3	0	
SCHWIEBERT, JUDY - DIST 2	7	7	0	
GRESS, MATT - DIST 4	9	9	0	
SYMS, MARIA - DIST 4	9	9	0	
TERECH, LAURA - DIST 4	8	8	0	
TREADWELL, JENNIFER "JENN" - DIST 5	1	1	0	
LONGDON, JENNIFER - DIST 5	13	13	0	
SHAH, AMISH - DIST 5	13	13	0	
DARROW, CADEN - DIST 8	4	4	0	
LOUGHRIGE, BILL - DIST 8	4	4	0	
HERNANDEZ, MELODY - DIST 8	1	1	0	
SALMAN, ATHENA - DIST 8	1	1	0	
MENDOZA, MARY ANN - DIST 9	2	2	0	
PEARCE, KATHY - DIST 9	2	2	0	
AUSTIN, LORENA - DIST 9	5	5	0	
BLATTMAN, SETH - DIST 9	5	5	0	
HEAP, JUSTIN - DIST 10	9	9	0	
PARKER, BARBARA ROWLEY - DIST 10	9	9	0	
HUNTER, HELEN - DIST 10	2	2	0	
PENA M., TATIANA - DIST 11	2	2	0	
DE LOS SANTOS, OSCAR - DIST 11	8	8	0	
QUINONEZ, MARCELINO - DIST 11	8	8	0	
CHASTON, JAMES "JIM" - DIST 12	1	1	0	
ROE, TERRY - DIST 12	1	1	0	
CONTRERAS, PATRICIA "PATTY" - DIST 12	9	9	0	
TRAVERS, ANASTASIA "STACEY" - DIST 12	9	9	0	
HARRIS, LIZ - DIST 13	7	7	0	
WILLOUGHBY, JULIE - DIST 13	7	7	0	
PAWLIK, JENNIFER - DIST 13	8	8	0	
GRANTHAM, TRAVIS - DIST 14	3	3	0	
HENDRIX, LAURIN - DIST 14	3	3	0	
REESE, BRANDY - DIST 14	3	3	0	
HUDELSON, ROB - DIST 16	0	0	0	
MARTINEZ, TERESA - DIST 16	0	0	0	
SEAMAN, KEITH - DIST 16	0	0	0	
PENA, MICHELE - DIST 23	4	4	0	
LUGO, JESUS JR. - DIST 23	2	2	0	
SANDOVAL, MARIANA - DIST 23	1	1	0	
PAYNE, KEVIN - DIST 27	2	2	0	
TOMA, BEN - DIST 27	4	4	0	
KISSINGER, DON - DIST 27	7	7	0	
LIVINGSTON, DAVID - DIST 28	4	4	0	
PINGERELLI, BEVERLY - DIST 28	5	5	0	
HOLBROOK, STEPHANIE BLAIR - DIST 28	5	5	0	
MONTENEGRO, STEVE - DIST 29	3	3	0	
SMITH, AUSTIN - DIST 29	2	2	0	
PODEYN, SCOTT - DIST 29	2	2	0	
TOTAL	220	220	0	

Comments for why a discrepancy occurred:

Race Category: STATEWIDE BALLOT MEASURE		Race: PROPOSITION 129		
Candidate's	Hand Count Total	Machine Total	Absolute Difference	
PROP 129 - YES	82	82	0	
PROP 129 - NO	94	94	0	
TOTAL	176	176	0	

Comments for why a discrepancy occurred:

EARLY VOTING (EV) BALLOT AUDIT HAND COUNT REPORT - OPTICAL SCAN BALLOTS

EV Batch# **10** #per Batch: **199**

Date of Election: **November 8, 2022**

Race Category: FEDERAL CANDIDATE		Race: US REPRESENTATIVE		
Candidate's	Hand Count Total	Machine Total	Absolute Difference	
SCHWEIKERT, DAVID - DIST 1	46	46	0	
HODGE, JEVIN D. - DIST 1	57	57	0	
CRANE, ELI - DIST 2	0	0	0	
O'HALLERAN, TOM - DIST 2	0	0	0	
ZINK, JEFF NELSON - DIST 3	4	4	0	
GALLEGO, RUBEN - DIST 3	14	14	0	
COOPER, KELLY - DIST 4	1	1	0	
STANTON, GREG - DIST 4	13	13	0	
BIGGS, ANDY - DIST 5	2	2	0	
RAMOS, JAVIER GARCIA - DIST 5	1	1	0	
SMITH, CLINT WILLIAM - DIST 5	0	0	0	
POZZOLO, LUIS - DIST 7	0	0	0	
GRIJALVA, RAUL - DIST 7	0	0	0	
TOTAL	138	138	0	

Comments for why a discrepancy occurred:

Race Category: STATEWIDE CANDIDATE		Race: GOVERNOR		
Candidate's	Hand Count Total	Machine Total	Absolute Difference	
LAKE, KARI	66	66	0	
HOBBS, KATIE	132	132	0	
TOTAL	198	198	0	

Comments for why a discrepancy occurred:

Race Category: STATE LEGISLATIVE		Race: STATE REPRESENTATIVE		
Candidate's	Hand Count Total	Machine Total	Absolute Difference	
LAMAR, CHRISTIAN - DIST 2	26	26	0	
WILMETH, JUSTIN - DIST 2	29	29	0	
SCHWIEBERT, JUDY - DIST 2	37	37	0	
GRESS, MATT - DIST 4	15	15	0	
SYMS, MARIA - DIST 4	11	11	0	
TERECH, LAURA - DIST 4	20	20	0	
TREADWELL, JENNIFER "JENN" - DIST 5	8	8	0	
LONGDON, JENNIFER - DIST 5	13	13	0	
SHAH, AMISH - DIST 5	12	12	0	
DARROW, CADEN - DIST 8	0	0	0	
LOUGHRIGE, BILL - DIST 8	0	0	0	
HERNANDEZ, MELODY - DIST 8	12	12	0	
SALMAN, ATHENA - DIST 8	12	12	0	
MENDOZA, MARY ANN - DIST 9	1	1	0	
PEARCE, KATHY - DIST 9	1	1	0	
AUSTIN, LORENA - DIST 9	1	1	0	
BLATTMAN, SETH - DIST 9	1	1	0	
HEAP, JUSTIN - DIST 10	0	0	0	
PARKER, BARBARA ROWLEY - DIST 10	0	0	0	
HUNTER, HELEN - DIST 10	1	1	0	
PENA M., TATIANA - DIST 11	1	1	0	
DE LOS SANTOS, OSCAR - DIST 11	6	6	0	
QUINONEZ, MARCELINO - DIST 11	5	5	0	
CHASTON, JAMES "JIM" - DIST 12	0	0	0	
ROE, TERRY - DIST 12	0	0	0	
CONTRERAS, PATRICIA "PATTY" - DIST 12	2	2	0	
TRAVERS, ANASTASIA "STACEY" - DIST 12	4	4	0	
HARRIS, LIZ - DIST 13	0	0	0	
WILLOUGHBY, JULIE - DIST 13	0	0	0	
PAWLIK, JENNIFER - DIST 13	0	0	0	
GRANTHAM, TRAVIS - DIST 14	1	1	0	
HENDRIX, LAURIN - DIST 14	1	1	0	
REESE, BRANDY - DIST 14	0	0	0	
HUDELSON, ROB - DIST 16	0	0	0	
MARTINEZ, TERESA - DIST 16	0	0	0	
SEAMAN, KEITH - DIST 16	0	0	0	
PENA, MICHELE - DIST 23	0	0	0	
LUGO, JESUS JR. - DIST 23	0	0	0	
SANDOVAL, MARIANA - DIST 23	0	0	0	
PAYNE, KEVIN - DIST 27	10	10	0	
TOMA, BEN - DIST 27	13	13	0	
KISSINGER, DON - DIST 27	15	15	0	
LIVINGSTON, DAVID - DIST 28	5	5	0	
PINGERELLI, BEVERLY - DIST 28	3	3	0	
HOLBROOK, STEPHANIE BLAIR - DIST 28	3	3	0	
MONTENEGRO, STEVE - DIST 29	0	0	0	
SMITH, AUSTIN - DIST 29	0	0	0	
PODEYN, SCOTT - DIST 29	0	0	0	
TOTAL	269	269	0	

Comments for why a discrepancy occurred:

Race Category: STATEWIDE BALLOT MEASURE		Race: PROPOSITION 129		
Candidate's	Hand Count Total	Machine Total	Absolute Difference	
PROP 129 - YES	88	88	0	
PROP 129 - NO	97	97	0	
TOTAL	185	185	0	

Comments for why a discrepancy occurred:

EARLY VOTING (EV) BALLOT AUDIT HAND COUNT REPORT - OPTICAL SCAN BALLOTS

EV Batch# **27** #per Batch: **198**

Date of Election: **November 8, 2022**

Race Category: FEDERAL CANDIDATE		Race: US REPRESENTATIVE		
Candidate's	Hand Count Total	Machine Total	Absolute Difference	
SCHWEIKERT, DAVID - DIST 1	8	8	0	
HODGE, JEVIN D. - DIST 1	9	9	0	
CRANE, ELI - DIST 2	0	0	0	
O'HALLERAN, TOM - DIST 2	0	0	0	
ZINK, JEFF NELSON - DIST 3	1	1	0	
GALLEGO, RUBEN - DIST 3	2	2	0	
COOPER, KELLY - DIST 4	0	0	0	
STANTON, GREG - DIST 4	2	2	0	
BIGGS, ANDY - DIST 5	0	0	0	
RAMOS, JAVIER GARCIA - DIST 5	1	1	0	
SMITH, CLINT WILLIAM - DIST 5	1	1	0	
POZZOLO, LUIS - DIST 7	1	1	0	
GRIJALVA, RAUL - DIST 7	1	1	0	
TOTAL	26	26	0	

Comments for why a discrepancy occurred:

Race Category: STATEWIDE CANDIDATE		Race: GOVERNOR		
Candidate's	Hand Count Total	Machine Total	Absolute Difference	
LAKE, KARI	95	95	0	
HOBBS, KATIE	103	103	0	
TOTAL	198	198	0	

Comments for why a discrepancy occurred:

Race Category: STATE LEGISLATIVE		Race: STATE REPRESENTATIVE		
Candidate's	Hand Count Total	Machine Total	Absolute Difference	
LAMAR, CHRISTIAN - DIST 2	5	5	0	
WILMETH, JUSTIN - DIST 2	6	6	0	
SCHWIEBERT, JUDY - DIST 2	8	8	0	
GRESS, MATT - DIST 4	1	1	0	
SYMS, MARIA - DIST 4	2	2	0	
TERECH, LAURA - DIST 4	1	1	0	
TREADWELL, JENNIFER "JENN" - DIST 5	1	1	0	
LONGDON, JENNIFER - DIST 5	0	0	0	
SHAH, AMISH - DIST 5	1	1	0	
DARROW, CADEN - DIST 8	2	2	0	
LOUGHRIGE, BILL - DIST 8	2	2	0	
HERNANDEZ, MELODY - DIST 8	2	2	0	
SALMAN, ATHENA - DIST 8	2	2	0	
MENDOZA, MARY ANN - DIST 9	0	0	0	
PEARCE, KATHY - DIST 9	0	0	0	
AUSTIN, LORENA - DIST 9	0	0	0	
BLATTMAN, SETH - DIST 9	0	0	0	
HEAP, JUSTIN - DIST 10	1	1	0	
PARKER, BARBARA ROWLEY - DIST 10	1	1	0	
HUNTER, HELEN - DIST 10	2	2	0	
PENA M., TATIANA - DIST 11	0	0	0	
DE LOS SANTOS, OSCAR - DIST 11	0	0	0	
QUINONEZ, MARCELINO - DIST 11	0	0	0	
CHASTON, JAMES "JIM" - DIST 12	0	0	0	
ROE, TERRY - DIST 12	0	0	0	
CONTRERAS, PATRICIA "PATTY" - DIST 12	0	0	0	
TRAVERS, ANASTASIA "STACEY" - DIST 12	0	0	0	
HARRIS, LIZ - DIST 13	0	0	0	
WILLOUGHBY, JULIE - DIST 13	0	0	0	
PAWLIK, JENNIFER - DIST 13	0	0	0	
GRANTHAM, TRAVIS - DIST 14	0	0	0	
HENDRIX, LAURIN - DIST 14	0	0	0	
REESE, BRANDY - DIST 14	0	0	0	
HUDELSON, ROB - DIST 16	0	0	0	
MARTINEZ, TERESA - DIST 16	0	0	0	
SEAMAN, KEITH - DIST 16	0	0	0	
PENA, MICHELE - DIST 23	0	0	0	
LUGO, JESUS JR. - DIST 23	0	0	0	
SANDOVAL, MARIANA - DIST 23	0	0	0	
PAYNE, KEVIN - DIST 27	31	31	0	
TOMA, BEN - DIST 27	34	34	0	
KISSINGER, DON - DIST 27	38	38	0	
LIVINGSTON, DAVID - DIST 28	26	26	0	
PINGERELLI, BEVERLY - DIST 28	28	28	0	
HOLBROOK, STEPHANIE BLAIR - DIST 28	21	21	0	
MONTENEGRO, STEVE - DIST 29	18	18	0	
SMITH, AUSTIN - DIST 29	16	16	0	
PODEYN, SCOTT - DIST 29	11	11	0	
TOTAL	260	260	0	

Comments for why a discrepancy occurred:

Race Category: STATEWIDE BALLOT MEASURE		Race: PROPOSITION 129		
Candidate's	Hand Count Total	Machine Total	Absolute Difference	
PROP 129 - YES	91	91	0	
PROP 129 - NO	90	90	0	
TOTAL	181	181	0	

Comments for why a discrepancy occurred:

EARLY VOTING (EV) BALLOT AUDIT HAND COUNT REPORT - OPTICAL SCAN BALLOTS

EV Batch# **8** #per Batch: **200**

Date of Election: **November 8, 2022**

Race Category: FEDERAL CANDIDATE		Race: US REPRESENTATIVE		
Candidate's	Hand Count Total	Machine Total	Absolute Difference	
SCHWEIKERT, DAVID - DIST 1	73	73	0	
HODGE, JEVIN D. - DIST 1	67	67	0	
CRANE, ELI - DIST 2	0	0	0	
O'HALLERAN, TOM - DIST 2	0	0	0	
ZINK, JEFF NELSON - DIST 3	0	0	0	
GALLEGO, RUBEN - DIST 3	0	0	0	
COOPER, KELLY - DIST 4	1	1	0	
STANTON, GREG - DIST 4	1	1	0	
BIGGS, ANDY - DIST 5	10	10	0	
RAMOS, JAVIER GARCIA - DIST 5	15	15	0	
SMITH, CLINT WILLIAM - DIST 5	0	0	0	
POZZOLO, LUIS - DIST 7	0	0	0	
GRIJALVA, RAUL - DIST 7	1	1	0	
TOTAL	168	168	0	

Comments for why a discrepancy occurred:

Race Category: STATEWIDE CANDIDATE		Race: GOVERNOR		
Candidate's	Hand Count Total	Machine Total	Absolute Difference	
LAKE, KARI	97	97	0	
HOBBS, KATIE	101	101	0	
TOTAL	198	198	0	

Comments for why a discrepancy occurred:

Race Category: STATE LEGISLATIVE		Race: STATE REPRESENTATIVE		
Candidate's	Hand Count Total	Machine Total	Absolute Difference	
LAMAR, CHRISTIAN - DIST 2	11	11	0	
WILMETH, JUSTIN - DIST 2	14	14	0	
SCHWIEBERT, JUDY - DIST 2	7	7	0	
GRESS, MATT - DIST 4	20	20	0	
SYMS, MARIA - DIST 4	15	15	0	
TERECH, LAURA - DIST 4	22	22	0	
TREADWELL, JENNIFER "JENN" - DIST 5	3	3	0	
LONGDON, JENNIFER - DIST 5	3	3	0	
SHAH, AMISH - DIST 5	2	2	0	
DARROW, CADEN - DIST 8	2	2	0	
LOUGHRIGE, BILL - DIST 8	2	2	0	
HERNANDEZ, MELODY - DIST 8	3	3	0	
SALMAN, ATHENA - DIST 8	3	3	0	
MENDOZA, MARY ANN - DIST 9	1	1	0	
PEARCE, KATHY - DIST 9	0	0	0	
AUSTIN, LORENA - DIST 9	0	0	0	
BLATTMAN, SETH - DIST 9	0	0	0	
HEAP, JUSTIN - DIST 10	0	0	0	
PARKER, BARBARA ROWLEY - DIST 10	0	0	0	
HUNTER, HELEN - DIST 10	0	0	0	
PENA M., TATIANA - DIST 11	0	0	0	
DE LOS SANTOS, OSCAR - DIST 11	0	0	0	
QUINONEZ, MARCELINO - DIST 11	0	0	0	
CHASTON, JAMES "JIM" - DIST 12	0	0	0	
ROE, TERRY - DIST 12	0	0	0	
CONTRERAS, PATRICIA "PATTY" - DIST 12	0	0	0	
TRAVERS, ANASTASIA "STACEY" - DIST 12	0	0	0	
HARRIS, LIZ - DIST 13	6	6	0	
WILLOUGHBY, JULIE - DIST 13	7	7	0	
PAWLIK, JENNIFER - DIST 13	10	10	0	
GRANTHAM, TRAVIS - DIST 14	5	5	0	
HENDRIX, LAURIN - DIST 14	4	4	0	
REESE, BRANDY - DIST 14	5	5	0	
HUDELSON, ROB - DIST 16	0	0	0	
MARTINEZ, TERESA - DIST 16	0	0	0	
SEAMAN, KEITH - DIST 16	0	0	0	
PENA, MICHELE - DIST 23	1	1	0	
LUGO, JESUS JR. - DIST 23	0	0	0	
SANDOVAL, MARIANA - DIST 23	0	0	0	
PAYNE, KEVIN - DIST 27	1	1	0	
TOMA, BEN - DIST 27	3	3	0	
KISSINGER, DON - DIST 27	7	7	0	
LIVINGSTON, DAVID - DIST 28	5	5	0	
PINGERELLI, BEVERLY - DIST 28	7	7	0	
HOLBROOK, STEPHANIE BLAIR - DIST 28	4	4	0	
MONTENEGRO, STEVE - DIST 29	3	3	0	
SMITH, AUSTIN - DIST 29	2	2	0	
PODEYN, SCOTT - DIST 29	2	2	0	
TOTAL	180	180	0	

Comments for why a discrepancy occurred:

Race Category: STATEWIDE BALLOT MEASURE		Race: PROPOSITION 129		
Candidate's	Hand Count Total	Machine Total	Absolute Difference	
PROP 129 - YES	91	91	0	
PROP 129 - NO	94	94	0	
TOTAL	185	185	0	

Comments for why a discrepancy occurred:

EARLY VOTING (EV) BALLOT AUDIT HAND COUNT REPORT - OPTICAL SCAN BALLOTS

EV Batch# **34** #per Batch: **200**

Date of Election: **November 8, 2022**

Race Category: FEDERAL CANDIDATE		Race: US REPRESENTATIVE		
Candidate's	Hand Count Total	Machine Total	Absolute Difference	
SCHWEIKERT, DAVID - DIST 1	11	11	0	
HODGE, JEVIN D. - DIST 1	5	5	0	
CRANE, ELI - DIST 2	0	0	0	
O'HALLERAN, TOM - DIST 2	0	0	0	
ZINK, JEFF NELSON - DIST 3	2	2	0	
GALLEGO, RUBEN - DIST 3	8	8	0	
COOPER, KELLY - DIST 4	10	10	0	
STANTON, GREG - DIST 4	45	45	0	
BIGGS, ANDY - DIST 5	3	3	0	
RAMOS, JAVIER GARCIA - DIST 5	2	2	0	
SMITH, CLINT WILLIAM - DIST 5	1	1	0	
POZZOLO, LUIS - DIST 7	0	0	0	
GRIJALVA, RAUL - DIST 7	1	1	0	
TOTAL	88	88	0	

Comments for why a discrepancy occurred:

Race Category: STATEWIDE CANDIDATE		Race: GOVERNOR		
Candidate's	Hand Count Total	Machine Total	Absolute Difference	
LAKE, KARI	77	77	0	
HOBBS, KATIE	121	121	0	
TOTAL	198	198	0	

Comments for why a discrepancy occurred:

Race Category: STATE LEGISLATIVE		Race: STATE REPRESENTATIVE		
Candidate's	Hand Count Total	Machine Total	Absolute Difference	
LAMAR, CHRISTIAN - DIST 2	1	1	0	
WILMETH, JUSTIN - DIST 2	1	1	0	
SCHWIEBERT, JUDY - DIST 2	3	3	0	
GRESS, MATT - DIST 4	1	1	0	
SYMS, MARIA - DIST 4	1	1	0	
TERECH, LAURA - DIST 4	1	1	0	
TREADWELL, JENNIFER "JENN" - DIST 5	0	0	0	
LONGDON, JENNIFER - DIST 5	0	0	0	
SHAH, AMISH - DIST 5	0	0	0	
DARROW, CADEN - DIST 8	1	1	0	
LOUGHRIGE, BILL - DIST 8	2	2	0	
HERNANDEZ, MELODY - DIST 8	24	24	0	
SALMAN, ATHENA - DIST 8	26	26	0	
MENDOZA, MARY ANN - DIST 9	0	0	0	
PEARCE, KATHY - DIST 9	0	0	0	
AUSTIN, LORENA - DIST 9	3	3	0	
BLATTMAN, SETH - DIST 9	3	3	0	
HEAP, JUSTIN - DIST 10	3	3	0	
PARKER, BARBARA ROWLEY - DIST 10	2	2	0	
HUNTER, HELEN - DIST 10	2	2	0	
PENA M., TATIANA - DIST 11	2	2	0	
DE LOS SANTOS, OSCAR - DIST 11	6	6	0	
QUINONEZ, MARCELINO - DIST 11	6	6	0	
CHASTON, JAMES "JIM" - DIST 12	6	6	0	
ROE, TERRY - DIST 12	6	6	0	
CONTRERAS, PATRICIA "PATTY" - DIST 12	15	15	0	
TRAVERS, ANASTASIA "STACEY" - DIST 12	14	14	0	
HARRIS, LIZ - DIST 13	0	0	0	
WILLOUGHBY, JULIE - DIST 13	0	0	0	
PAWLIK, JENNIFER - DIST 13	1	1	0	
GRANTHAM, TRAVIS - DIST 14	0	0	0	
HENDRIX, LAURIN - DIST 14	0	0	0	
REESE, BRANDY - DIST 14	1	1	0	
HUDELSON, ROB - DIST 16	0	0	0	
MARTINEZ, TERESA - DIST 16	0	0	0	
SEAMAN, KEITH - DIST 16	0	0	0	
PENA, MICHELE - DIST 23	0	0	0	
LUGO, JESUS JR. - DIST 23	0	0	0	
SANDOVAL, MARIANA - DIST 23	0	0	0	
PAYNE, KEVIN - DIST 27	0	0	0	
TOMA, BEN - DIST 27	0	0	0	
KISSINGER, DON - DIST 27	2	2	0	
LIVINGSTON, DAVID - DIST 28	48	48	0	
PINGERELLI, BEVERLY - DIST 28	46	46	0	
HOLBROOK, STEPHANIE BLAIR - DIST 28	47	47	0	
MONTENEGRO, STEVE - DIST 29	6	6	0	
SMITH, AUSTIN - DIST 29	6	6	0	
PODEYN, SCOTT - DIST 29	0	0	0	
TOTAL	286	286	0	

Comments for why a discrepancy occurred:

Race Category: STATEWIDE BALLOT MEASURE		Race: PROPOSITION 129		
Candidate's	Hand Count Total	Machine Total	Absolute Difference	
PROP 129 - YES	97	97	0	
PROP 129 - NO	90	90	0	
TOTAL	187	187	0	

Comments for why a discrepancy occurred:

EARLY VOTING (EV) BALLOT AUDIT HAND COUNT REPORT - OPTICAL SCAN BALLOTS

EV Batch# **21** #per Batch: **198**

Date of Election: **November 8, 2022**

Race Category: FEDERAL CANDIDATE		Race: US REPRESENTATIVE		
Candidate's	Hand Count Total	Machine Total	Absolute Difference	
SCHWEIKERT, DAVID - DIST 1	18	18	0	
HODGE, JEVIN D. - DIST 1	44	44	0	
CRANE, ELI - DIST 2	0	0	0	
O'HALLERAN, TOM - DIST 2	0	0	0	
ZINK, JEFF NELSON - DIST 3	2	2	0	
GALLEGO, RUBEN - DIST 3	9	9	0	
COOPER, KELLY - DIST 4	11	11	0	
STANTON, GREG - DIST 4	21	21	0	
BIGGS, ANDY - DIST 5	32	32	0	
RAMOS, JAVIER GARCIA - DIST 5	27	27	0	
SMITH, CLINT WILLIAM - DIST 5	2	2	0	
POZZOLO, LUIS - DIST 7	0	0	0	
GRIJALVA, RAUL - DIST 7	3	3	0	
TOTAL	169	169	0	

Comments for why a discrepancy occurred:

Race Category: STATEWIDE CANDIDATE		Race: GOVERNOR		
Candidate's	Hand Count Total	Machine Total	Absolute Difference	
LAKE, KARI	72	72	0	
HOBBS, KATIE	123	123	0	
TOTAL	195	195	0	

Comments for why a discrepancy occurred:

Race Category: STATE LEGISLATIVE		Race: STATE REPRESENTATIVE		
Candidate's	Hand Count Total	Machine Total	Absolute Difference	
LAMAR, CHRISTIAN - DIST 2	1	1	0	
WILMETH, JUSTIN - DIST 2	1	1	0	
SCHWIEBERT, JUDY - DIST 2	6	6	0	
GRESS, MATT - DIST 4	11	11	0	
SYMS, MARIA - DIST 4	16	16	0	
TERECH, LAURA - DIST 4	28	28	0	
TREADWELL, JENNIFER "JENN" - DIST 5	3	3	0	
LONGDON, JENNIFER - DIST 5	7	7	0	
SHAH, AMISH - DIST 5	8	8	0	
DARROW, CADEN - DIST 8	0	0	0	
LOUGHRIGE, BILL - DIST 8	0	0	0	
HERNANDEZ, MELODY - DIST 8	3	3	0	
SALMAN, ATHENA - DIST 8	3	3	0	
MENDOZA, MARY ANN - DIST 9	1	1	0	
PEARCE, KATHY - DIST 9	1	1	0	
AUSTIN, LORENA - DIST 9	1	1	0	
BLATTMAN, SETH - DIST 9	1	1	0	
HEAP, JUSTIN - DIST 10	1	1	0	
PARKER, BARBARA ROWLEY - DIST 10	3	3	0	
HUNTER, HELEN - DIST 10	1	1	0	
PENA M., TATIANA - DIST 11	1	1	0	
DE LOS SANTOS, OSCAR - DIST 11	4	4	0	
QUINONEZ, MARCELINO - DIST 11	4	4	0	
CHASTON, JAMES "JIM" - DIST 12	8	8	0	
ROE, TERRY - DIST 12	8	8	0	
CONTRERAS, PATRICIA "PATTY" - DIST 12	17	17	0	
TRAVERS, ANASTASIA "STACEY" - DIST 12	17	17	0	
HARRIS, LIZ - DIST 13	7	7	0	
WILLOUGHBY, JULIE - DIST 13	8	8	0	
PAWLIK, JENNIFER - DIST 13	15	15	0	
GRANTHAM, TRAVIS - DIST 14	8	8	0	
HENDRIX, LAURIN - DIST 14	9	9	0	
REESE, BRANDY - DIST 14	4	4	0	
HUDELSON, ROB - DIST 16	0	0	0	
MARTINEZ, TERESA - DIST 16	0	0	0	
SEAMAN, KEITH - DIST 16	0	0	0	
PENA, MICHELE - DIST 23	3	3	0	
LUGO, JESUS JR. - DIST 23	1	1	0	
SANDOVAL, MARIANA - DIST 23	1	1	0	
PAYNE, KEVIN - DIST 27	0	0	0	
TOMA, BEN - DIST 27	0	0	0	
KISSINGER, DON - DIST 27	0	0	0	
LIVINGSTON, DAVID - DIST 28	0	0	0	
PINGERELLI, BEVERLY - DIST 28	0	0	0	
HOLBROOK, STEPHANIE BLAIR - DIST 28	0	0	0	
MONTENEGRO, STEVE - DIST 29	4	4	0	
SMITH, AUSTIN - DIST 29	3	3	0	
PODEYN, SCOTT - DIST 29	6	6	0	
TOTAL	224	224	0	

Comments for why a discrepancy occurred:

Race Category: STATEWIDE BALLOT MEASURE		Race: PROPOSITION 129		
Candidate's	Hand Count Total	Machine Total	Absolute Difference	
PROP 129 - YES	82	82	0	
PROP 129 - NO	101	101	0	
TOTAL	183	183	0	

Comments for why a discrepancy occurred:

EARLY VOTING (EV) BALLOT AUDIT HAND COUNT REPORT - OPTICAL SCAN BALLOTS

EV Batch# **25** #per Batch: **200**

Date of Election: **November 8, 2022**

Race Category: FEDERAL CANDIDATE		Race: US REPRESENTATIVE		
Candidate's	Hand Count Total	Machine Total	Absolute Difference	
SCHWEIKERT, DAVID - DIST 1	28	28	0	
HODGE, JEVIN D. - DIST 1	19	19	0	
CRANE, ELI - DIST 2	0	0	0	
O'HALLERAN, TOM - DIST 2	0	0	0	
ZINK, JEFF NELSON - DIST 3	1	1	0	
GALLEGO, RUBEN - DIST 3	9	9	0	
COOPER, KELLY - DIST 4	4	4	0	
STANTON, GREG - DIST 4	16	16	0	
BIGGS, ANDY - DIST 5	1	1	0	
RAMOS, JAVIER GARCIA - DIST 5	0	0	0	
SMITH, CLINT WILLIAM - DIST 5	0	0	0	
POZZOLO, LUIS - DIST 7	0	0	0	
GRIJALVA, RAUL - DIST 7	0	0	0	
TOTAL	78	78	0	

Comments for why a discrepancy occurred:

Race Category: STATEWIDE CANDIDATE		Race: GOVERNOR		
Candidate's	Hand Count Total	Machine Total	Absolute Difference	
LAKE, KARI	87	87	0	
HOBBS, KATIE	113	113	0	
TOTAL	200	200	0	

Comments for why a discrepancy occurred:

Race Category: STATE LEGISLATIVE		Race: STATE REPRESENTATIVE		
Candidate's	Hand Count Total	Machine Total	Absolute Difference	
LAMAR, CHRISTIAN - DIST 2	1	1	0	
WILMETH, JUSTIN - DIST 2	1	1	0	
SCHWIEBERT, JUDY - DIST 2	2	2	0	
GRESS, MATT - DIST 4	3	3	0	
SYMS, MARIA - DIST 4	3	3	0	
TERECH, LAURA - DIST 4	4	4	0	
TREADWELL, JENNIFER "JENN" - DIST 5	1	1	0	
LONGDON, JENNIFER - DIST 5	7	7	0	
SHAH, AMISH - DIST 5	7	7	0	
DARROW, CADEN - DIST 8	0	0	0	
LOUGHRIGE, BILL - DIST 8	0	0	0	
HERNANDEZ, MELODY - DIST 8	0	0	0	
SALMAN, ATHENA - DIST 8	0	0	0	
MENDOZA, MARY ANN - DIST 9	0	0	0	
PEARCE, KATHY - DIST 9	0	0	0	
AUSTIN, LORENA - DIST 9	2	2	0	
BLATTMAN, SETH - DIST 9	2	2	0	
HEAP, JUSTIN - DIST 10	0	0	0	
PARKER, BARBARA ROWLEY - DIST 10	0	0	0	
HUNTER, HELEN - DIST 10	0	0	0	
PENA M., TATIANA - DIST 11	0	0	0	
DE LOS SANTOS, OSCAR - DIST 11	0	0	0	
QUINONEZ, MARCELINO - DIST 11	0	0	0	
CHASTON, JAMES "JIM" - DIST 12	3	3	0	
ROE, TERRY - DIST 12	4	4	0	
CONTRERAS, PATRICIA "PATTY" - DIST 12	9	9	0	
TRAVERS, ANASTASIA "STACEY" - DIST 12	9	9	0	
HARRIS, LIZ - DIST 13	2	2	0	
WILLOUGHBY, JULIE - DIST 13	2	2	0	
PAWLIK, JENNIFER - DIST 13	4	4	0	
GRANTHAM, TRAVIS - DIST 14	0	0	0	
HENDRIX, LAURIN - DIST 14	0	0	0	
REESE, BRANDY - DIST 14	0	0	0	
HUDELSON, ROB - DIST 16	0	0	0	
MARTINEZ, TERESA - DIST 16	0	0	0	
SEAMAN, KEITH - DIST 16	0	0	0	
PENA, MICHELE - DIST 23	0	0	0	
LUGO, JESUS JR. - DIST 23	0	0	0	
SANDOVAL, MARIANA - DIST 23	0	0	0	
PAYNE, KEVIN - DIST 27	15	15	0	
TOMA, BEN - DIST 27	13	13	0	
KISSINGER, DON - DIST 27	29	29	0	
LIVINGSTON, DAVID - DIST 28	25	25	0	
PINGERELLI, BEVERLY - DIST 28	27	27	0	
HOLBROOK, STEPHANIE BLAIR - DIST 28	14	14	0	
MONTENEGRO, STEVE - DIST 29	12	12	0	
SMITH, AUSTIN - DIST 29	11	11	0	
PODEYN, SCOTT - DIST 29	15	15	0	
TOTAL	227	227	0	

Comments for why a discrepancy occurred:

Race Category: STATEWIDE BALLOT MEASURE		Race: PROPOSITION 129		
Candidate's	Hand Count Total	Machine Total	Absolute Difference	
PROP 129 - YES	103	103	0	
PROP 129 - NO	78	78	0	
TOTAL	181	181	0	

Comments for why a discrepancy occurred:

EARLY VOTING (EV) BALLOT AUDIT HAND COUNT REPORT - OPTICAL SCAN BALLOTS

EV Batch# **44** #per Batch: **199**

Date of Election: **November 8, 2022**

Race Category: FEDERAL CANDIDATE		Race: US REPRESENTATIVE		
Candidate's	Hand Count Total	Machine Total	Absolute Difference	
SCHWEIKERT, DAVID - DIST 1	28	28	0	
HODGE, JEVIN D. - DIST 1	50	50	0	
CRANE, ELI - DIST 2	0	0	0	
O'HALLERAN, TOM - DIST 2	0	0	0	
ZINK, JEFF NELSON - DIST 3	2	2	0	
GALLEGO, RUBEN - DIST 3	6	6	0	
COOPER, KELLY - DIST 4	15	15	0	
STANTON, GREG - DIST 4	34	34	0	
BIGGS, ANDY - DIST 5	5	5	0	
RAMOS, JAVIER GARCIA - DIST 5	2	2	0	
SMITH, CLINT WILLIAM - DIST 5	0	0	0	
POZZOLO, LUIS - DIST 7	0	0	0	
GRIJALVA, RAUL - DIST 7	0	0	0	
TOTAL	142	142	0	

Comments for why a discrepancy occurred:

Race Category: STATEWIDE CANDIDATE		Race: GOVERNOR		
Candidate's	Hand Count Total	Machine Total	Absolute Difference	
LAKE, KARI	68	68	0	
HOBBS, KATIE	127	127	0	
TOTAL	195	195	0	

Comments for why a discrepancy occurred:

Race Category: STATE LEGISLATIVE		Race: STATE REPRESENTATIVE		
Candidate's	Hand Count Total	Machine Total	Absolute Difference	
LAMAR, CHRISTIAN - DIST 2	1	1	0	
WILMETH, JUSTIN - DIST 2	0	0	0	
SCHWIEBERT, JUDY - DIST 2	2	2	0	
GRESS, MATT - DIST 4	11	11	0	
SYMS, MARIA - DIST 4	12	12	0	
TERECH, LAURA - DIST 4	21	21	0	
TREADWELL, JENNIFER "JENN" - DIST 5	0	0	0	
LONGDON, JENNIFER - DIST 5	1	1	0	
SHAH, AMISH - DIST 5	0	0	0	
DARROW, CADEN - DIST 8	16	16	0	
LOUGHRIGE, BILL - DIST 8	13	13	0	
HERNANDEZ, MELODY - DIST 8	20	20	0	
SALMAN, ATHENA - DIST 8	23	23	0	
MENDOZA, MARY ANN - DIST 9	8	8	0	
PEARCE, KATHY - DIST 9	8	8	0	
AUSTIN, LORENA - DIST 9	14	14	0	
BLATTMAN, SETH - DIST 9	14	14	0	
HEAP, JUSTIN - DIST 10	0	0	0	
PARKER, BARBARA ROWLEY - DIST 10	0	0	0	
HUNTER, HELEN - DIST 10	0	0	0	
PENA M., TATIANA - DIST 11	1	1	0	
DE LOS SANTOS, OSCAR - DIST 11	2	2	0	
QUINONEZ, MARCELINO - DIST 11	2	2	0	
CHASTON, JAMES "JIM" - DIST 12	7	7	0	
ROE, TERRY - DIST 12	7	7	0	
CONTRERAS, PATRICIA "PATTY" - DIST 12	14	14	0	
TRAVERS, ANASTASIA "STACEY" - DIST 12	14	14	0	
HARRIS, LIZ - DIST 13	3	3	0	
WILLOUGHBY, JULIE - DIST 13	3	3	0	
PAWLIK, JENNIFER - DIST 13	1	1	0	
GRANTHAM, TRAVIS - DIST 14	0	0	0	
HENDRIX, LAURIN - DIST 14	2	2	0	
REESE, BRANDY - DIST 14	1	1	0	
HUDELSON, ROB - DIST 16	0	0	0	
MARTINEZ, TERESA - DIST 16	0	0	0	
SEAMAN, KEITH - DIST 16	0	0	0	
PENA, MICHELE - DIST 23	1	1	0	
LUGO, JESUS JR. - DIST 23	0	0	0	
SANDOVAL, MARIANA - DIST 23	0	0	0	
PAYNE, KEVIN - DIST 27	7	7	0	
TOMA, BEN - DIST 27	8	8	0	
KISSINGER, DON - DIST 27	9	9	0	
LIVINGSTON, DAVID - DIST 28	2	2	0	
PINGERELLI, BEVERLY - DIST 28	1	1	0	
HOLBROOK, STEPHANIE BLAIR - DIST 28	5	5	0	
MONTENEGRO, STEVE - DIST 29	5	5	0	
SMITH, AUSTIN - DIST 29	6	6	0	
PODEYN, SCOTT - DIST 29	6	6	0	
TOTAL	271	271	0	

Comments for why a discrepancy occurred:

Race Category: STATEWIDE BALLOT MEASURE		Race: PROPOSITION 129		
Candidate's	Hand Count Total	Machine Total	Absolute Difference	
PROP 129 - YES	92	92	0	
PROP 129 - NO	89	89	0	
TOTAL	181	181	0	

Comments for why a discrepancy occurred:

EARLY VOTING (EV) BALLOT AUDIT HAND COUNT REPORT - OPTICAL SCAN BALLOTS

EV Batch# **35** #per Batch: **198**

Date of Election: **November 8, 2022**

Race Category: FEDERAL CANDIDATE		Race: US REPRESENTATIVE		
Candidate's	Hand Count Total	Machine Total	Absolute Difference	
SCHWEIKERT, DAVID - DIST 1	10	10	0	
HODGE, JEVIN D. - DIST 1	23	23	0	
CRANE, ELI - DIST 2	0	0	0	
O'HALLERAN, TOM - DIST 2	0	0	0	
ZINK, JEFF NELSON - DIST 3	11	11	0	
GALLEGO, RUBEN - DIST 3	30	30	0	
COOPER, KELLY - DIST 4	1	1	0	
STANTON, GREG - DIST 4	4	4	0	
BIGGS, ANDY - DIST 5	0	0	0	
RAMOS, JAVIER GARCIA - DIST 5	0	0	0	
SMITH, CLINT WILLIAM - DIST 5	0	0	0	
POZZOLO, LUIS - DIST 7	1	1	0	
GRIJALVA, RAUL - DIST 7	0	0	0	
TOTAL	80	80	0	

Comments for why a discrepancy occurred:

Race Category: STATEWIDE CANDIDATE		Race: GOVERNOR		
Candidate's	Hand Count Total	Machine Total	Absolute Difference	
LAKE, KARI	84	84	0	
HOBBS, KATIE	111	111	0	
TOTAL	195	195	0	

Comments for why a discrepancy occurred:

Race Category: STATE LEGISLATIVE		Race: STATE REPRESENTATIVE		
Candidate's	Hand Count Total	Machine Total	Absolute Difference	
LAMAR, CHRISTIAN - DIST 2	8	8	0	
WILMETH, JUSTIN - DIST 2	11	11	0	
SCHWIEBERT, JUDY - DIST 2	19	19	0	
GRESS, MATT - DIST 4	3	3	0	
SYMS, MARIA - DIST 4	5	5	0	
TERECH, LAURA - DIST 4	11	11	0	
TREADWELL, JENNIFER "JENN" - DIST 5	0	0	0	
LONGDON, JENNIFER - DIST 5	5	5	0	
SHAH, AMISH - DIST 5	4	4	0	
DARROW, CADEN - DIST 8	3	3	0	
LOUGHRIGE, BILL - DIST 8	3	3	0	
HERNANDEZ, MELODY - DIST 8	4	4	0	
SALMAN, ATHENA - DIST 8	5	5	0	
MENDOZA, MARY ANN - DIST 9	0	0	0	
PEARCE, KATHY - DIST 9	0	0	0	
AUSTIN, LORENA - DIST 9	0	0	0	
BLATTMAN, SETH - DIST 9	0	0	0	
HEAP, JUSTIN - DIST 10	0	0	0	
PARKER, BARBARA ROWLEY - DIST 10	0	0	0	
HUNTER, HELEN - DIST 10	1	1	0	
PENA M., TATIANA - DIST 11	12	12	0	
DE LOS SANTOS, OSCAR - DIST 11	18	18	0	
QUINONEZ, MARCELINO - DIST 11	22	22	0	
CHASTON, JAMES "JIM" - DIST 12	1	1	0	
ROE, TERRY - DIST 12	1	1	0	
CONTRERAS, PATRICIA "PATTY" - DIST 12	2	2	0	
TRAVERS, ANASTASIA "STACEY" - DIST 12	1	1	0	
HARRIS, LIZ - DIST 13	0	0	0	
WILLOUGHBY, JULIE - DIST 13	0	0	0	
PAWLIK, JENNIFER - DIST 13	0	0	0	
GRANTHAM, TRAVIS - DIST 14	0	0	0	
HENDRIX, LAURIN - DIST 14	0	0	0	
REESE, BRANDY - DIST 14	0	0	0	
HUDELSON, ROB - DIST 16	0	0	0	
MARTINEZ, TERESA - DIST 16	0	0	0	
SEAMAN, KEITH - DIST 16	0	0	0	
PENA, MICHELE - DIST 23	0	0	0	
LUGO, JESUS JR. - DIST 23	0	0	0	
SANDOVAL, MARIANA - DIST 23	0	0	0	
PAYNE, KEVIN - DIST 27	44	44	0	
TOMA, BEN - DIST 27	42	42	0	
KISSINGER, DON - DIST 27	19	19	0	
LIVINGSTON, DAVID - DIST 28	5	5	0	
PINGERELLI, BEVERLY - DIST 28	7	7	0	
HOLBROOK, STEPHANIE BLAIR - DIST 28	6	6	0	
MONTENEGRO, STEVE - DIST 29	0	0	0	
SMITH, AUSTIN - DIST 29	0	0	0	
PODEYN, SCOTT - DIST 29	0	0	0	
TOTAL	262	262	0	

Comments for why a discrepancy occurred:

Race Category: STATEWIDE BALLOT MEASURE		Race: PROPOSITION 129		
Candidate's	Hand Count Total	Machine Total	Absolute Difference	
PROP 129 - YES	95	95	0	
PROP 129 - NO	100	100	0	
TOTAL	195	195	0	

Comments for why a discrepancy occurred:

EARLY VOTING (EV) BALLOT AUDIT HAND COUNT REPORT - OPTICAL SCAN BALLOTS

EV Batch# **28** #per Batch: **200**

Date of Election: **November 8, 2022**

Race Category: FEDERAL CANDIDATE		Race: US REPRESENTATIVE		
Candidate's	Hand Count Total	Machine Total	Absolute Difference	
SCHWEIKERT, DAVID - DIST 1	55	55	0	
HODGE, JEVIN D. - DIST 1	74	74	0	
CRANE, ELI - DIST 2	0	0	0	
O'HALLERAN, TOM - DIST 2	0	0	0	
ZINK, JEFF NELSON - DIST 3	3	3	0	
GALLEGO, RUBEN - DIST 3	4	4	0	
COOPER, KELLY - DIST 4	4	4	0	
STANTON, GREG - DIST 4	7	7	0	
BIGGS, ANDY - DIST 5	20	20	0	
RAMOS, JAVIER GARCIA - DIST 5	21	21	0	
SMITH, CLINT WILLIAM - DIST 5	4	4	0	
POZZOLO, LUIS - DIST 7	0	0	0	
GRIJALVA, RAUL - DIST 7	0	0	0	
TOTAL	192	192	0	

Comments for why a discrepancy occurred:

Race Category: STATEWIDE CANDIDATE		Race: GOVERNOR		
Candidate's	Hand Count Total	Machine Total	Absolute Difference	
LAKE, KARI	84	84	0	
HOBBS, KATIE	113	113	0	
TOTAL	197	197	0	

Comments for why a discrepancy occurred:

Race Category: STATE LEGISLATIVE		Race: STATE REPRESENTATIVE		
Candidate's	Hand Count Total	Machine Total	Absolute Difference	
LAMAR, CHRISTIAN - DIST 2	0	0	0	
WILMETH, JUSTIN - DIST 2	0	0	0	
SCHWIEBERT, JUDY - DIST 2	3	3	0	
GRESS, MATT - DIST 4	12	12	0	
SYMS, MARIA - DIST 4	11	11	0	
TERECH, LAURA - DIST 4	21	21	0	
TREADWELL, JENNIFER "JENN" - DIST 5	3	3	0	
LONGDON, JENNIFER - DIST 5	6	6	0	
SHAH, AMISH - DIST 5	7	7	0	
DARROW, CADEN - DIST 8	1	1	0	
LOUGHRIGE, BILL - DIST 8	1	1	0	
HERNANDEZ, MELODY - DIST 8	5	5	0	
SALMAN, ATHENA - DIST 8	5	5	0	
MENDOZA, MARY ANN - DIST 9	0	0	0	
PEARCE, KATHY - DIST 9	0	0	0	
AUSTIN, LORENA - DIST 9	1	1	0	
BLATTMAN, SETH - DIST 9	1	1	0	
HEAP, JUSTIN - DIST 10	7	7	0	
PARKER, BARBARA ROWLEY - DIST 10	7	7	0	
HUNTER, HELEN - DIST 10	10	10	0	
PENA M., TATIANA - DIST 11	3	3	0	
DE LOS SANTOS, OSCAR - DIST 11	2	2	0	
QUINONEZ, MARCELINO - DIST 11	2	2	0	
CHASTON, JAMES "JIM" - DIST 12	4	4	0	
ROE, TERRY - DIST 12	4	4	0	
CONTRERAS, PATRICIA "PATTY" - DIST 12	1	1	0	
TRAVERS, ANASTASIA "STACEY" - DIST 12	1	1	0	
HARRIS, LIZ - DIST 13	0	0	0	
WILLOUGHBY, JULIE - DIST 13	0	0	0	
PAWLIK, JENNIFER - DIST 13	0	0	0	
GRANTHAM, TRAVIS - DIST 14	4	4	0	
HENDRIX, LAURIN - DIST 14	4	4	0	
REESE, BRANDY - DIST 14	7	7	0	
HUDELSON, ROB - DIST 16	0	0	0	
MARTINEZ, TERESA - DIST 16	0	0	0	
SEAMAN, KEITH - DIST 16	0	0	0	
PENA, MICHELE - DIST 23	0	0	0	
LUGO, JESUS JR. - DIST 23	0	0	0	
SANDOVAL, MARIANA - DIST 23	0	0	0	
PAYNE, KEVIN - DIST 27	2	2	0	
TOMA, BEN - DIST 27	2	2	0	
KISSINGER, DON - DIST 27	0	0	0	
LIVINGSTON, DAVID - DIST 28	0	0	0	
PINGERELLI, BEVERLY - DIST 28	0	0	0	
HOLBROOK, STEPHANIE BLAIR - DIST 28	0	0	0	
MONTENEGRO, STEVE - DIST 29	0	0	0	
SMITH, AUSTIN - DIST 29	0	0	0	
PODEYN, SCOTT - DIST 29	0	0	0	
TOTAL	137	137	0	

Comments for why a discrepancy occurred:

Race Category: STATEWIDE BALLOT MEASURE		Race: PROPOSITION 129		
Candidate's	Hand Count Total	Machine Total	Absolute Difference	
PROP 129 - YES	93	93	0	
PROP 129 - NO	91	91	0	
TOTAL	184	184	0	

Comments for why a discrepancy occurred:

EARLY VOTING (EV) BALLOT AUDIT HAND COUNT REPORT - OPTICAL SCAN BALLOTS

EV Batch# 2 #per Batch: 198

Date of Election: November 8, 2022

Race Category: FEDERAL CANDIDATE		Race: US REPRESENTATIVE		
Candidate's	Hand Count Total	Machine Total	Absolute Difference	
SCHWEIKERT, DAVID - DIST 1	23	23	0	
HODGE, JEVIN D. - DIST 1	36	36	0	
CRANE, ELI - DIST 2	0	0	0	
O'HALLERAN, TOM - DIST 2	0	0	0	
ZINK, JEFF NELSON - DIST 3	4	4	0	
GALLEGO, RUBEN - DIST 3	6	6	0	
COOPER, KELLY - DIST 4	11	11	0	
STANTON, GREG - DIST 4	17	17	0	
BIGGS, ANDY - DIST 5	2	2	0	
RAMOS, JAVIER GARCIA - DIST 5	9	9	0	
SMITH, CLINT WILLIAM - DIST 5	0	0	0	
POZZOLO, LUIS - DIST 7	2	2	0	
GRIJALVA, RAUL - DIST 7	6	6	0	
TOTAL	116	116	0	

Comments for why a discrepancy occurred:

Race Category: STATEWIDE CANDIDATE		Race: GOVERNOR		
Candidate's	Hand Count Total	Machine Total	Absolute Difference	
LAKE, KARI	77	77	0	
HOBBS, KATIE	120	120	0	
TOTAL	197	197	0	

Comments for why a discrepancy occurred:

Race Category: STATE LEGISLATIVE		Race: STATE REPRESENTATIVE		
Candidate's	Hand Count Total	Machine Total	Absolute Difference	
LAMAR, CHRISTIAN - DIST 2	3	3	0	
WILMETH, JUSTIN - DIST 2	3	3	0	
SCHWIEBERT, JUDY - DIST 2	4	4	0	
GRESS, MATT - DIST 4	15	15	0	
SYMS, MARIA - DIST 4	14	14	0	
TERECH, LAURA - DIST 4	19	19	0	
TREADWELL, JENNIFER "JENN" - DIST 5	4	4	0	
LONGDON, JENNIFER - DIST 5	5	5	0	
SHAH, AMISH - DIST 5	4	4	0	
DARROW, CADEN - DIST 8	5	5	0	
LOUGHRIGE, BILL - DIST 8	7	7	0	
HERNANDEZ, MELODY - DIST 8	5	5	0	
SALMAN, ATHENA - DIST 8	5	5	0	
MENDOZA, MARY ANN - DIST 9	3	3	0	
PEARCE, KATHY - DIST 9	4	4	0	
AUSTIN, LORENA - DIST 9	12	12	0	
BLATTMAN, SETH - DIST 9	11	11	0	
HEAP, JUSTIN - DIST 10	2	2	0	
PARKER, BARBARA ROWLEY - DIST 10	2	2	0	
HUNTER, HELEN - DIST 10	2	2	0	
PENA M., TATIANA - DIST 11	1	1	0	
DE LOS SANTOS, OSCAR - DIST 11	1	1	0	
QUINONEZ, MARCELINO - DIST 11	0	0	0	
CHASTON, JAMES "JIM" - DIST 12	0	0	0	
ROE, TERRY - DIST 12	0	0	0	
CONTRERAS, PATRICIA "PATTY" - DIST 12	3	3	0	
TRAVERS, ANASTASIA "STACEY" - DIST 12	3	3	0	
HARRIS, LIZ - DIST 13	2	2	0	
WILLOUGHBY, JULIE - DIST 13	2	2	0	
PAWLIK, JENNIFER - DIST 13	1	1	0	
GRANTHAM, TRAVIS - DIST 14	0	0	0	
HENDRIX, LAURIN - DIST 14	0	0	0	
REESE, BRANDY - DIST 14	2	2	0	
HUDELSON, ROB - DIST 16	0	0	0	
MARTINEZ, TERESA - DIST 16	0	0	0	
SEAMAN, KEITH - DIST 16	0	0	0	
PENA, MICHELE - DIST 23	2	2	0	
LUGO, JESUS JR. - DIST 23	1	1	0	
SANDOVAL, MARIANA - DIST 23	2	2	0	
PAYNE, KEVIN - DIST 27	1	1	0	
TOMA, BEN - DIST 27	1	1	0	
KISSINGER, DON - DIST 27	2	2	0	
LIVINGSTON, DAVID - DIST 28	22	22	0	
PINGERELLI, BEVERLY - DIST 28	24	24	0	
HOLBROOK, STEPHANIE BLAIR - DIST 28	29	29	0	
MONTENEGRO, STEVE - DIST 29	3	3	0	
SMITH, AUSTIN - DIST 29	3	3	0	
PODEYN, SCOTT - DIST 29	4	4	0	
TOTAL	238	238	0	

Comments for why a discrepancy occurred:

Race Category: STATEWIDE BALLOT MEASURE		Race: PROPOSITION 129		
Candidate's	Hand Count Total	Machine Total	Absolute Difference	
PROP 129 - YES	82	82	0	
PROP 129 - NO	98	98	0	
TOTAL	180	180	0	

Comments for why a discrepancy occurred:

EARLY VOTING (EV) BALLOT AUDIT HAND COUNT REPORT - OPTICAL SCAN BALLOTS

EV Batch# **33** #per Batch: **200**

Date of Election: **November 8, 2022**

Race Category: FEDERAL CANDIDATE		Race: US REPRESENTATIVE		
Candidate's	Hand Count Total	Machine Total	Absolute Difference	
SCHWEIKERT, DAVID - DIST 1	17	17	0	
HODGE, JEVIN D. - DIST 1	18	18	0	
CRANE, ELI - DIST 2	0	0	0	
O'HALLERAN, TOM - DIST 2	0	0	0	
ZINK, JEFF NELSON - DIST 3	1	1	0	
GALLEGO, RUBEN - DIST 3	8	8	0	
COOPER, KELLY - DIST 4	28	28	0	
STANTON, GREG - DIST 4	45	45	0	
BIGGS, ANDY - DIST 5	23	23	0	
RAMOS, JAVIER GARCIA - DIST 5	17	17	0	
SMITH, CLINT WILLIAM - DIST 5	4	4	0	
POZZOLO, LUIS - DIST 7	2	2	0	
GRIJALVA, RAUL - DIST 7	0	0	0	
TOTAL	163	163	0	

Comments for why a discrepancy occurred:

Race Category: STATEWIDE CANDIDATE		Race: GOVERNOR		
Candidate's	Hand Count Total	Machine Total	Absolute Difference	
LAKE, KARI	83	83	0	
HOBBS, KATIE	117	117	0	
TOTAL	200	200	0	

Comments for why a discrepancy occurred:

Race Category: STATE LEGISLATIVE		Race: STATE REPRESENTATIVE		
Candidate's	Hand Count Total	Machine Total	Absolute Difference	
LAMAR, CHRISTIAN - DIST 2	3	3	0	
WILMETH, JUSTIN - DIST 2	4	4	0	
SCHWIEBERT, JUDY - DIST 2	3	3	0	
GRESS, MATT - DIST 4	2	2	0	
SYMS, MARIA - DIST 4	1	1	0	
TERECH, LAURA - DIST 4	4	4	0	
TREADWELL, JENNIFER "JENN" - DIST 5	0	0	0	
LONGDON, JENNIFER - DIST 5	0	0	0	
SHAH, AMISH - DIST 5	0	0	0	
DARROW, CADEN - DIST 8	2	2	0	
LOUGHRIGE, BILL - DIST 8	2	2	0	
HERNANDEZ, MELODY - DIST 8	7	7	0	
SALMAN, ATHENA - DIST 8	7	7	0	
MENDOZA, MARY ANN - DIST 9	2	2	0	
PEARCE, KATHY - DIST 9	2	2	0	
AUSTIN, LORENA - DIST 9	2	2	0	
BLATTMAN, SETH - DIST 9	2	2	0	
HEAP, JUSTIN - DIST 10	15	15	0	
PARKER, BARBARA ROWLEY - DIST 10	16	16	0	
HUNTER, HELEN - DIST 10	21	21	0	
PENA M., TATIANA - DIST 11	1	1	0	
DE LOS SANTOS, OSCAR - DIST 11	5	5	0	
QUINONEZ, MARCELINO - DIST 11	5	5	0	
CHASTON, JAMES "JIM" - DIST 12	15	15	0	
ROE, TERRY - DIST 12	17	17	0	
CONTRERAS, PATRICIA "PATTY" - DIST 12	23	23	0	
TRAVERS, ANASTASIA "STACEY" - DIST 12	22	22	0	
HARRIS, LIZ - DIST 13	5	5	0	
WILLOUGHBY, JULIE - DIST 13	4	4	0	
PAWLIK, JENNIFER - DIST 13	5	5	0	
GRANTHAM, TRAVIS - DIST 14	3	3	0	
HENDRIX, LAURIN - DIST 14	4	4	0	
REESE, BRANDY - DIST 14	5	5	0	
HUDELSON, ROB - DIST 16	0	0	0	
MARTINEZ, TERESA - DIST 16	0	0	0	
SEAMAN, KEITH - DIST 16	0	0	0	
PENA, MICHELE - DIST 23	0	0	0	
LUGO, JESUS JR. - DIST 23	0	0	0	
SANDOVAL, MARIANA - DIST 23	0	0	0	
PAYNE, KEVIN - DIST 27	1	1	0	
TOMA, BEN - DIST 27	3	3	0	
KISSINGER, DON - DIST 27	1	1	0	
LIVINGSTON, DAVID - DIST 28	9	9	0	
PINGERELLI, BEVERLY - DIST 28	8	8	0	
HOLBROOK, STEPHANIE BLAIR - DIST 28	9	9	0	
MONTENEGRO, STEVE - DIST 29	3	3	0	
SMITH, AUSTIN - DIST 29	0	0	0	
PODEYN, SCOTT - DIST 29	2	2	0	
TOTAL	245	245	0	

Comments for why a discrepancy occurred:

Race Category: STATEWIDE BALLOT MEASURE		Race: PROPOSITION 129		
Candidate's	Hand Count Total	Machine Total	Absolute Difference	
PROP 129 - YES	79	79	0	
PROP 129 - NO	106	106	0	
TOTAL	185	185	0	

Comments for why a discrepancy occurred:

EARLY VOTING (EV) BALLOT AUDIT HAND COUNT REPORT - OPTICAL SCAN BALLOTS

EV Batch# **12** #per Batch: **195**

Date of Election: **November 8, 2022**

Race Category: FEDERAL CANDIDATE		Race: US REPRESENTATIVE		
Candidate's	Hand Count Total	Machine Total	Absolute Difference	
SCHWEIKERT, DAVID - DIST 1	16	16	0	
HODGE, JEVIN D. - DIST 1	20	20	0	
CRANE, ELI - DIST 2	0	0	0	
O'HALLERAN, TOM - DIST 2	0	0	0	
ZINK, JEFF NELSON - DIST 3	4	4	0	
GALLEGO, RUBEN - DIST 3	8	8	0	
COOPER, KELLY - DIST 4	16	16	0	
STANTON, GREG - DIST 4	25	25	0	
BIGGS, ANDY - DIST 5	34	34	0	
RAMOS, JAVIER GARCIA - DIST 5	26	26	0	
SMITH, CLINT WILLIAM - DIST 5	6	6	0	
POZZOLO, LUIS - DIST 7	1	1	0	
GRIJALVA, RAUL - DIST 7	1	1	0	
TOTAL	157	157	0	

Comments for why a discrepancy occurred:

Race Category: STATEWIDE CANDIDATE		Race: GOVERNOR		
Candidate's	Hand Count Total	Machine Total	Absolute Difference	
LAKE, KARI	89	89	0	
HOBBS, KATIE	103	103	0	
TOTAL	192	192	0	

Comments for why a discrepancy occurred:

Race Category: STATE LEGISLATIVE		Race: STATE REPRESENTATIVE		
Candidate's	Hand Count Total	Machine Total	Absolute Difference	
LAMAR, CHRISTIAN - DIST 2	3	3	0	
WILMETH, JUSTIN - DIST 2	3	3	0	
SCHWIEBERT, JUDY - DIST 2	4	4	0	
GRESS, MATT - DIST 4	5	5	0	
SYMS, MARIA - DIST 4	5	5	0	
TERECH, LAURA - DIST 4	9	9	0	
TREADWELL, JENNIFER "JENN" - DIST 5	1	1	0	
LONGDON, JENNIFER - DIST 5	1	1	0	
SHAH, AMISH - DIST 5	2	2	0	
DARROW, CADEN - DIST 8	0	0	0	
LOUGHRIGE, BILL - DIST 8	0	0	0	
HERNANDEZ, MELODY - DIST 8	3	3	0	
SALMAN, ATHENA - DIST 8	4	4	0	
MENDOZA, MARY ANN - DIST 9	1	1	0	
PEARCE, KATHY - DIST 9	1	1	0	
AUSTIN, LORENA - DIST 9	1	1	0	
BLATTMAN, SETH - DIST 9	1	1	0	
HEAP, JUSTIN - DIST 10	10	10	0	
PARKER, BARBARA ROWLEY - DIST 10	11	11	0	
HUNTER, HELEN - DIST 10	5	5	0	
PENA M., TATIANA - DIST 11	2	2	0	
DE LOS SANTOS, OSCAR - DIST 11	3	3	0	
QUINONEZ, MARCELINO - DIST 11	3	3	0	
CHASTON, JAMES "JIM" - DIST 12	5	5	0	
ROE, TERRY - DIST 12	4	4	0	
CONTRERAS, PATRICIA "PATTY" - DIST 12	12	12	0	
TRAVERS, ANASTASIA "STACEY" - DIST 12	13	13	0	
HARRIS, LIZ - DIST 13	20	20	0	
WILLOUGHBY, JULIE - DIST 13	21	21	0	
PAWLIK, JENNIFER - DIST 13	25	25	0	
GRANTHAM, TRAVIS - DIST 14	7	7	0	
HENDRIX, LAURIN - DIST 14	8	8	0	
REESE, BRANDY - DIST 14	7	7	0	
HUDELSON, ROB - DIST 16	0	0	0	
MARTINEZ, TERESA - DIST 16	0	0	0	
SEAMAN, KEITH - DIST 16	0	0	0	
PENA, MICHELE - DIST 23	0	0	0	
LUGO, JESUS JR. - DIST 23	1	1	0	
SANDOVAL, MARIANA - DIST 23	1	1	0	
PAYNE, KEVIN - DIST 27	0	0	0	
TOMA, BEN - DIST 27	0	0	0	
KISSINGER, DON - DIST 27	2	2	0	
LIVINGSTON, DAVID - DIST 28	0	0	0	
PINGERELLI, BEVERLY - DIST 28	0	0	0	
HOLBROOK, STEPHANIE BLAIR - DIST 28	0	0	0	
MONTENEGRO, STEVE - DIST 29	5	5	0	
SMITH, AUSTIN - DIST 29	5	5	0	
PODEYN, SCOTT - DIST 29	9	9	0	
TOTAL	223	223	0	

Comments for why a discrepancy occurred:

Race Category: STATEWIDE BALLOT MEASURE		Race: PROPOSITION 129		
Candidate's	Hand Count Total	Machine Total	Absolute Difference	
PROP 129 - YES	105	105	0	
PROP 129 - NO	71	71	0	
TOTAL	176	176	0	

Comments for why a discrepancy occurred:

EARLY VOTING (EV) BALLOT AUDIT HAND COUNT REPORT - OPTICAL SCAN BALLOTS

EV Batch# **47** #per Batch: **198**

Date of Election: **November 8, 2022**

Race Category: FEDERAL CANDIDATE		Race: US REPRESENTATIVE		
Candidate's	Hand Count Total	Machine Total	Absolute Difference	
SCHWEIKERT, DAVID - DIST 1	7	7	0	
HODGE, JEVIN D. - DIST 1	7	7	0	
CRANE, ELI - DIST 2	0	0	0	
O'HALLERAN, TOM - DIST 2	0	0	0	
ZINK, JEFF NELSON - DIST 3	4	4	0	
GALLEGO, RUBEN - DIST 3	14	14	0	
COOPER, KELLY - DIST 4	5	5	0	
STANTON, GREG - DIST 4	12	12	0	
BIGGS, ANDY - DIST 5	54	54	0	
RAMOS, JAVIER GARCIA - DIST 5	34	34	0	
SMITH, CLINT WILLIAM - DIST 5	8	8	0	
POZZOLO, LUIS - DIST 7	7	7	0	
GRIJALVA, RAUL - DIST 7	4	4	0	
TOTAL	156	156	0	

Comments for why a discrepancy occurred:

Race Category: STATEWIDE CANDIDATE		Race: GOVERNOR		
Candidate's	Hand Count Total	Machine Total	Absolute Difference	
LAKE, KARI	82	82	0	
HOBBS, KATIE	111	111	0	
TOTAL	193	193	0	

Comments for why a discrepancy occurred:

Race Category: STATE LEGISLATIVE		Race: STATE REPRESENTATIVE		
Candidate's	Hand Count Total	Machine Total	Absolute Difference	
LAMAR, CHRISTIAN - DIST 2	1	1	0	
WILMETH, JUSTIN - DIST 2	0	0	0	
SCHWIEBERT, JUDY - DIST 2	1	1	0	
GRESS, MATT - DIST 4	2	2	0	
SYMS, MARIA - DIST 4	1	1	0	
TERECH, LAURA - DIST 4	0	0	0	
TREADWELL, JENNIFER "JENN" - DIST 5	4	4	0	
LONGDON, JENNIFER - DIST 5	8	8	0	
SHAH, AMISH - DIST 5	7	7	0	
DARROW, CADEN - DIST 8	0	0	0	
LOUGHRIGE, BILL - DIST 8	0	0	0	
HERNANDEZ, MELODY - DIST 8	0	0	0	
SALMAN, ATHENA - DIST 8	0	0	0	
MENDOZA, MARY ANN - DIST 9	1	1	0	
PEARCE, KATHY - DIST 9	1	1	0	
AUSTIN, LORENA - DIST 9	0	0	0	
BLATTMAN, SETH - DIST 9	0	0	0	
HEAP, JUSTIN - DIST 10	2	2	0	
PARKER, BARBARA ROWLEY - DIST 10	3	3	0	
HUNTER, HELEN - DIST 10	4	4	0	
PENA M., TATIANA - DIST 11	2	2	0	
DE LOS SANTOS, OSCAR - DIST 11	5	5	0	
QUINONEZ, MARCELINO - DIST 11	6	6	0	
CHASTON, JAMES "JIM" - DIST 12	3	3	0	
ROE, TERRY - DIST 12	2	2	0	
CONTRERAS, PATRICIA "PATTY" - DIST 12	11	11	0	
TRAVERS, ANASTASIA "STACEY" - DIST 12	9	9	0	
HARRIS, LIZ - DIST 13	2	2	0	
WILLOUGHBY, JULIE - DIST 13	2	2	0	
PAWLIK, JENNIFER - DIST 13	7	7	0	
GRANTHAM, TRAVIS - DIST 14	39	39	0	
HENDRIX, LAURIN - DIST 14	38	38	0	
REESE, BRANDY - DIST 14	35	35	0	
HUDELSON, ROB - DIST 16	0	0	0	
MARTINEZ, TERESA - DIST 16	0	0	0	
SEAMAN, KEITH - DIST 16	0	0	0	
PENA, MICHELE - DIST 23	8	8	0	
LUGO, JESUS JR. - DIST 23	6	6	0	
SANDOVAL, MARIANA - DIST 23	8	8	0	
PAYNE, KEVIN - DIST 27	1	1	0	
TOMA, BEN - DIST 27	1	1	0	
KISSINGER, DON - DIST 27	2	2	0	
LIVINGSTON, DAVID - DIST 28	1	1	0	
PINGERELLI, BEVERLY - DIST 28	1	1	0	
HOLBROOK, STEPHANIE BLAIR - DIST 28	0	0	0	
MONTENEGRO, STEVE - DIST 29	1	1	0	
SMITH, AUSTIN - DIST 29	1	1	0	
PODEYN, SCOTT - DIST 29	10	10	0	
TOTAL	236	236	0	

Comments for why a discrepancy occurred:

Race Category: STATEWIDE BALLOT MEASURE		Race: PROPOSITION 129		
Candidate's	Hand Count Total	Machine Total	Absolute Difference	
PROP 129 - YES	91	91	0	
PROP 129 - NO	84	84	0	
TOTAL	175	175	0	

Comments for why a discrepancy occurred:

EARLY VOTING (EV) BALLOT AUDIT HAND COUNT REPORT - OPTICAL SCAN BALLOTS

EV Batch# 5 #per Batch: 199

Date of Election: November 8, 2022

Race Category: FEDERAL CANDIDATE		Race: US REPRESENTATIVE		
Candidate's	Hand Count Total	Machine Total	Absolute Difference	
SCHWEIKERT, DAVID - DIST 1	27	27	0	
HODGE, JEVIN D. - DIST 1	35	35	0	
CRANE, ELI - DIST 2	0	0	0	
O'HALLERAN, TOM - DIST 2	0	0	0	
ZINK, JEFF NELSON - DIST 3	1	1	0	
GALLEGO, RUBEN - DIST 3	6	6	0	
COOPER, KELLY - DIST 4	5	5	0	
STANTON, GREG - DIST 4	8	8	0	
BIGGS, ANDY - DIST 5	26	26	0	
RAMOS, JAVIER GARCIA - DIST 5	24	24	0	
SMITH, CLINT WILLIAM - DIST 5	4	4	0	
POZZOLO, LUIS - DIST 7	0	0	0	
GRIJALVA, RAUL - DIST 7	1	1	0	
TOTAL	137	137	0	

Comments for why a discrepancy occurred:

Race Category: STATEWIDE CANDIDATE		Race: GOVERNOR		
Candidate's	Hand Count Total	Machine Total	Absolute Difference	
LAKE, KARI	85	85	0	
HOBBS, KATIE	111	111	0	
TOTAL	196	196	0	

Comments for why a discrepancy occurred:

Race Category: STATE LEGISLATIVE		Race: STATE REPRESENTATIVE		
Candidate's	Hand Count Total	Machine Total	Absolute Difference	
LAMAR, CHRISTIAN - DIST 2	0	0	0	
WILMETH, JUSTIN - DIST 2	1	1	0	
SCHWIEBERT, JUDY - DIST 2	0	0	0	
GRESS, MATT - DIST 4	0	0	0	
SYMS, MARIA - DIST 4	0	0	0	
TERECH, LAURA - DIST 4	1	1	0	
TREADWELL, JENNIFER "JENN" - DIST 5	1	1	0	
LONGDON, JENNIFER - DIST 5	3	3	0	
SHAH, AMISH - DIST 5	3	3	0	
DARROW, CADEN - DIST 8	2	2	0	
LOUGHRIGE, BILL - DIST 8	2	2	0	
HERNANDEZ, MELODY - DIST 8	1	1	0	
SALMAN, ATHENA - DIST 8	1	1	0	
MENDOZA, MARY ANN - DIST 9	2	2	0	
PEARCE, KATHY - DIST 9	3	3	0	
AUSTIN, LORENA - DIST 9	3	3	0	
BLATTMAN, SETH - DIST 9	3	3	0	
HEAP, JUSTIN - DIST 10	2	2	0	
PARKER, BARBARA ROWLEY - DIST 10	1	1	0	
HUNTER, HELEN - DIST 10	1	1	0	
PENA M., TATIANA - DIST 11	0	0	0	
DE LOS SANTOS, OSCAR - DIST 11	1	1	0	
QUINONEZ, MARCELINO - DIST 11	1	1	0	
CHASTON, JAMES "JIM" - DIST 12	0	0	0	
ROE, TERRY - DIST 12	0	0	0	
CONTRERAS, PATRICIA "PATTY" - DIST 12	1	1	0	
TRAVERS, ANASTASIA "STACEY" - DIST 12	1	1	0	
HARRIS, LIZ - DIST 13	18	18	0	
WILLOUGHBY, JULIE - DIST 13	18	18	0	
PAWLIK, JENNIFER - DIST 13	18	18	0	
GRANTHAM, TRAVIS - DIST 14	9	9	0	
HENDRIX, LAURIN - DIST 14	11	11	0	
REESE, BRANDY - DIST 14	11	11	0	
HUDELSON, ROB - DIST 16	0	0	0	
MARTINEZ, TERESA - DIST 16	0	0	0	
SEAMAN, KEITH - DIST 16	0	0	0	
PENA, MICHELE - DIST 23	14	14	0	
LUGO, JESUS JR. - DIST 23	10	10	0	
SANDOVAL, MARIANA - DIST 23	10	10	0	
PAYNE, KEVIN - DIST 27	6	6	0	
TOMA, BEN - DIST 27	8	8	0	
KISSINGER, DON - DIST 27	1	1	0	
LIVINGSTON, DAVID - DIST 28	0	0	0	
PINGERELLI, BEVERLY - DIST 28	0	0	0	
HOLBROOK, STEPHANIE BLAIR - DIST 28	0	0	0	
MONTENEGRO, STEVE - DIST 29	3	3	0	
SMITH, AUSTIN - DIST 29	2	2	0	
PODEYN, SCOTT - DIST 29	4	4	0	
TOTAL	177	177	0	

Comments for why a discrepancy occurred:

Race Category: STATEWIDE BALLOT MEASURE		Race: PROPOSITION 129		
Candidate's	Hand Count Total	Machine Total	Absolute Difference	
PROP 129 - YES	94	94	0	
PROP 129 - NO	81	81	0	
TOTAL	175	175	0	

Comments for why a discrepancy occurred:

EARLY VOTING (EV) BALLOT AUDIT HAND COUNT REPORT - OPTICAL SCAN BALLOTS

EV Batch# **19** #per Batch: **200**

Date of Election: **November 8, 2022**

Race Category: FEDERAL CANDIDATE		Race: US REPRESENTATIVE		
Candidate's	Hand Count Total	Machine Total	Absolute Difference	
SCHWEIKERT, DAVID - DIST 1	19	19	0	
HODGE, JEVIN D. - DIST 1	35	35	0	
CRANE, ELI - DIST 2	0	0	0	
O'HALLERAN, TOM - DIST 2	0	0	0	
ZINK, JEFF NELSON - DIST 3	1	1	0	
GALLEGO, RUBEN - DIST 3	6	6	0	
COOPER, KELLY - DIST 4	9	9	0	
STANTON, GREG - DIST 4	22	22	0	
BIGGS, ANDY - DIST 5	8	8	0	
RAMOS, JAVIER GARCIA - DIST 5	6	6	0	
SMITH, CLINT WILLIAM - DIST 5	1	1	0	
POZZOLO, LUIS - DIST 7	0	0	0	
GRIJALVA, RAUL - DIST 7	1	1	0	
TOTAL	108	108	0	

Comments for why a discrepancy occurred:

Race Category: STATEWIDE CANDIDATE		Race: GOVERNOR		
Candidate's	Hand Count Total	Machine Total	Absolute Difference	
LAKE, KARI	89	89	0	
HOBBS, KATIE	108	108	0	
TOTAL	197	197	0	

Comments for why a discrepancy occurred:

Race Category: STATE LEGISLATIVE		Race: STATE REPRESENTATIVE		
Candidate's	Hand Count Total	Machine Total	Absolute Difference	
LAMAR, CHRISTIAN - DIST 2	4	4	0	
WILMETH, JUSTIN - DIST 2	4	4	0	
SCHWIEBERT, JUDY - DIST 2	5	5	0	
GRESS, MATT - DIST 4	12	12	0	
SYMS, MARIA - DIST 4	9	9	0	
TERECH, LAURA - DIST 4	11	11	0	
TREADWELL, JENNIFER "JENN" - DIST 5	3	3	0	
LONGDON, JENNIFER - DIST 5	1	1	0	
SHAH, AMISH - DIST 5	1	1	0	
DARROW, CADEN - DIST 8	1	1	0	
LOUGHRIGE, BILL - DIST 8	2	2	0	
HERNANDEZ, MELODY - DIST 8	12	12	0	
SALMAN, ATHENA - DIST 8	13	13	0	
MENDOZA, MARY ANN - DIST 9	3	3	0	
PEARCE, KATHY - DIST 9	4	4	0	
AUSTIN, LORENA - DIST 9	5	5	0	
BLATTMAN, SETH - DIST 9	4	4	0	
HEAP, JUSTIN - DIST 10	2	2	0	
PARKER, BARBARA ROWLEY - DIST 10	1	1	0	
HUNTER, HELEN - DIST 10	2	2	0	
PENA M., TATIANA - DIST 11	0	0	0	
DE LOS SANTOS, OSCAR - DIST 11	3	3	0	
QUINONEZ, MARCELINO - DIST 11	3	3	0	
CHASTON, JAMES "JIM" - DIST 12	9	9	0	
ROE, TERRY - DIST 12	8	8	0	
CONTRERAS, PATRICIA "PATTY" - DIST 12	12	12	0	
TRAVERS, ANASTASIA "STACEY" - DIST 12	10	10	0	
HARRIS, LIZ - DIST 13	1	1	0	
WILLOUGHBY, JULIE - DIST 13	1	1	0	
PAWLIK, JENNIFER - DIST 13	4	4	0	
GRANTHAM, TRAVIS - DIST 14	4	4	0	
HENDRIX, LAURIN - DIST 14	4	4	0	
REESE, BRANDY - DIST 14	3	3	0	
HUDELSON, ROB - DIST 16	0	0	0	
MARTINEZ, TERESA - DIST 16	0	0	0	
SEAMAN, KEITH - DIST 16	0	0	0	
PENA, MICHELE - DIST 23	0	0	0	
LUGO, JESUS JR. - DIST 23	0	0	0	
SANDOVAL, MARIANA - DIST 23	0	0	0	
PAYNE, KEVIN - DIST 27	17	17	0	
TOMA, BEN - DIST 27	13	13	0	
KISSINGER, DON - DIST 27	15	15	0	
LIVINGSTON, DAVID - DIST 28	25	25	0	
PINGERELLI, BEVERLY - DIST 28	23	23	0	
HOLBROOK, STEPHANIE BLAIR - DIST 28	10	10	0	
MONTENEGRO, STEVE - DIST 29	7	7	0	
SMITH, AUSTIN - DIST 29	5	5	0	
PODEYN, SCOTT - DIST 29	7	7	0	
TOTAL	283	283	0	

Comments for why a discrepancy occurred:

Race Category: STATEWIDE BALLOT MEASURE		Race: PROPOSITION 129		
Candidate's	Hand Count Total	Machine Total	Absolute Difference	
PROP 129 - YES	97	97	0	
PROP 129 - NO	91	91	0	
TOTAL	188	188	0	

Comments for why a discrepancy occurred:

EARLY VOTING (EV) BALLOT AUDIT HAND COUNT REPORT - OPTICAL SCAN BALLOTS

EV Batch# **11** #per Batch: **200**

Date of Election: **November 8, 2022**

Race Category: FEDERAL CANDIDATE		Race: US REPRESENTATIVE		
Candidate's	Hand Count Total	Machine Total	Absolute Difference	
SCHWEIKERT, DAVID - DIST 1	57	57	0	
HODGE, JEVIN D. - DIST 1	61	61	0	
CRANE, ELI - DIST 2	0	0	0	
O'HALLERAN, TOM - DIST 2	0	0	0	
ZINK, JEFF NELSON - DIST 3	1	1	0	
GALLEGO, RUBEN - DIST 3	16	16	0	
COOPER, KELLY - DIST 4	4	4	0	
STANTON, GREG - DIST 4	17	17	0	
BIGGS, ANDY - DIST 5	6	6	0	
RAMOS, JAVIER GARCIA - DIST 5	8	8	0	
SMITH, CLINT WILLIAM - DIST 5	1	1	0	
POZZOLO, LUIS - DIST 7	0	0	0	
GRIJALVA, RAUL - DIST 7	0	0	0	
TOTAL	171	171	0	

Comments for why a discrepancy occurred:

Race Category: STATEWIDE CANDIDATE		Race: GOVERNOR		
Candidate's	Hand Count Total	Machine Total	Absolute Difference	
LAKE, KARI	86	86	0	
HOBBS, KATIE	113	113	0	
TOTAL	199	199	0	

Comments for why a discrepancy occurred:

Race Category: STATE LEGISLATIVE		Race: STATE REPRESENTATIVE		
Candidate's	Hand Count Total	Machine Total	Absolute Difference	
LAMAR, CHRISTIAN - DIST 2	1	1	0	
WILMETH, JUSTIN - DIST 2	1	1	0	
SCHWIEBERT, JUDY - DIST 2	0	0	0	
GRESS, MATT - DIST 4	31	31	0	
SYMS, MARIA - DIST 4	35	35	0	
TERECH, LAURA - DIST 4	32	32	0	
TREADWELL, JENNIFER "JENN" - DIST 5	2	2	0	
LONGDON, JENNIFER - DIST 5	3	3	0	
SHAH, AMISH - DIST 5	3	3	0	
DARROW, CADEN - DIST 8	1	1	0	
LOUGHRIGE, BILL - DIST 8	1	1	0	
HERNANDEZ, MELODY - DIST 8	3	3	0	
SALMAN, ATHENA - DIST 8	3	3	0	
MENDOZA, MARY ANN - DIST 9	0	0	0	
PEARCE, KATHY - DIST 9	0	0	0	
AUSTIN, LORENA - DIST 9	3	3	0	
BLATTMAN, SETH - DIST 9	3	3	0	
HEAP, JUSTIN - DIST 10	2	2	0	
PARKER, BARBARA ROWLEY - DIST 10	4	4	0	
HUNTER, HELEN - DIST 10	7	7	0	
PENA M., TATIANA - DIST 11	0	0	0	
DE LOS SANTOS, OSCAR - DIST 11	0	0	0	
QUINONEZ, MARCELINO - DIST 11	0	0	0	
CHASTON, JAMES "JIM" - DIST 12	2	2	0	
ROE, TERRY - DIST 12	2	2	0	
CONTRERAS, PATRICIA "PATTY" - DIST 12	3	3	0	
TRAVERS, ANASTASIA "STACEY" - DIST 12	3	3	0	
HARRIS, LIZ - DIST 13	0	0	0	
WILLOUGHBY, JULIE - DIST 13	0	0	0	
PAWLIK, JENNIFER - DIST 13	1	1	0	
GRANTHAM, TRAVIS - DIST 14	1	1	0	
HENDRIX, LAURIN - DIST 14	1	1	0	
REESE, BRANDY - DIST 14	0	0	0	
HUDELSON, ROB - DIST 16	0	0	0	
MARTINEZ, TERESA - DIST 16	0	0	0	
SEAMAN, KEITH - DIST 16	0	0	0	
PENA, MICHELE - DIST 23	0	0	0	
LUGO, JESUS JR. - DIST 23	1	1	0	
SANDOVAL, MARIANA - DIST 23	1	1	0	
PAYNE, KEVIN - DIST 27	1	1	0	
TOMA, BEN - DIST 27	1	1	0	
KISSINGER, DON - DIST 27	0	0	0	
LIVINGSTON, DAVID - DIST 28	1	1	0	
PINGERELLI, BEVERLY - DIST 28	1	1	0	
HOLBROOK, STEPHANIE BLAIR - DIST 28	2	2	0	
MONTENEGRO, STEVE - DIST 29	7	7	0	
SMITH, AUSTIN - DIST 29	6	6	0	
PODEYN, SCOTT - DIST 29	4	4	0	
TOTAL	173	173	0	

Comments for why a discrepancy occurred:

Race Category: STATEWIDE BALLOT MEASURE		Race: PROPOSITION 129		
Candidate's	Hand Count Total	Machine Total	Absolute Difference	
PROP 129 - YES	88	88	0	
PROP 129 - NO	88	88	0	
TOTAL	176	176	0	

Comments for why a discrepancy occurred:

EARLY VOTING (EV) BALLOT AUDIT HAND COUNT REPORT - OPTICAL SCAN BALLOTS

EV Batch# **48** #per Batch: **197**

Date of Election: **November 8, 2022**

Race Category: FEDERAL CANDIDATE		Race: US REPRESENTATIVE		
Candidate's	Hand Count Total	Machine Total	Absolute Difference	
SCHWEIKERT, DAVID - DIST 1	2	2	0	
HODGE, JEVIN D. - DIST 1	4	4	0	
CRANE, ELI - DIST 2	0	0	0	
O'HALLERAN, TOM - DIST 2	0	0	0	
ZINK, JEFF NELSON - DIST 3	12	12	0	
GALLEGO, RUBEN - DIST 3	56	56	0	
COOPER, KELLY - DIST 4	24	24	0	
STANTON, GREG - DIST 4	27	27	0	
BIGGS, ANDY - DIST 5	8	8	0	
RAMOS, JAVIER GARCIA - DIST 5	5	5	0	
SMITH, CLINT WILLIAM - DIST 5	1	1	0	
POZZOLO, LUIS - DIST 7	0	0	0	
GRIJALVA, RAUL - DIST 7	0	0	0	
TOTAL	139	139	0	

Comments for why a discrepancy occurred:

Race Category: STATEWIDE CANDIDATE		Race: GOVERNOR		
Candidate's	Hand Count Total	Machine Total	Absolute Difference	
LAKE, KARI	73	73	0	
HOBBS, KATIE	121	121	0	
TOTAL	194	194	0	

Comments for why a discrepancy occurred:

Race Category: STATE LEGISLATIVE		Race: STATE REPRESENTATIVE		
Candidate's	Hand Count Total	Machine Total	Absolute Difference	
LAMAR, CHRISTIAN - DIST 2	3	3	0	
WILMETH, JUSTIN - DIST 2	2	2	0	
SCHWIEBERT, JUDY - DIST 2	5	5	0	
GRESS, MATT - DIST 4	0	0	0	
SYMS, MARIA - DIST 4	0	0	0	
TERECH, LAURA - DIST 4	0	0	0	
TREADWELL, JENNIFER "JENN" - DIST 5	0	0	0	
LONGDON, JENNIFER - DIST 5	1	1	0	
SHAH, AMISH - DIST 5	0	0	0	
DARROW, CADEN - DIST 8	0	0	0	
LOUGHRIGE, BILL - DIST 8	0	0	0	
HERNANDEZ, MELODY - DIST 8	4	4	0	
SALMAN, ATHENA - DIST 8	4	4	0	
MENDOZA, MARY ANN - DIST 9	10	10	0	
PEARCE, KATHY - DIST 9	11	11	0	
AUSTIN, LORENA - DIST 9	15	15	0	
BLATTMAN, SETH - DIST 9	16	16	0	
HEAP, JUSTIN - DIST 10	8	8	0	
PARKER, BARBARA ROWLEY - DIST 10	8	8	0	
HUNTER, HELEN - DIST 10	6	6	0	
PENA M., TATIANA - DIST 11	15	15	0	
DE LOS SANTOS, OSCAR - DIST 11	44	44	0	
QUINONEZ, MARCELINO - DIST 11	43	43	0	
CHASTON, JAMES "JIM" - DIST 12	5	5	0	
ROE, TERRY - DIST 12	4	4	0	
CONTRERAS, PATRICIA "PATTY" - DIST 12	7	7	0	
TRAVERS, ANASTASIA "STACEY" - DIST 12	5	5	0	
HARRIS, LIZ - DIST 13	5	5	0	
WILLOUGHBY, JULIE - DIST 13	2	2	0	
PAWLIK, JENNIFER - DIST 13	5	5	0	
GRANTHAM, TRAVIS - DIST 14	0	0	0	
HENDRIX, LAURIN - DIST 14	1	1	0	
REESE, BRANDY - DIST 14	2	2	0	
HUDELSON, ROB - DIST 16	0	0	0	
MARTINEZ, TERESA - DIST 16	0	0	0	
SEAMAN, KEITH - DIST 16	0	0	0	
PENA, MICHELE - DIST 23	2	2	0	
LUGO, JESUS JR. - DIST 23	2	2	0	
SANDOVAL, MARIANA - DIST 23	2	2	0	
PAYNE, KEVIN - DIST 27	4	4	0	
TOMA, BEN - DIST 27	3	3	0	
KISSINGER, DON - DIST 27	6	6	0	
LIVINGSTON, DAVID - DIST 28	7	7	0	
PINGERELLI, BEVERLY - DIST 28	6	6	0	
HOLBROOK, STEPHANIE BLAIR - DIST 28	10	10	0	
MONTENEGRO, STEVE - DIST 29	2	2	0	
SMITH, AUSTIN - DIST 29	2	2	0	
PODEYN, SCOTT - DIST 29	1	1	0	
TOTAL	278	278	0	

Comments for why a discrepancy occurred:

Race Category: STATEWIDE BALLOT MEASURE		Race: PROPOSITION 129		
Candidate's	Hand Count Total	Machine Total	Absolute Difference	
PROP 129 - YES	81	81	0	
PROP 129 - NO	95	95	0	
TOTAL	176	176	0	

Comments for why a discrepancy occurred:

EARLY VOTING (EV) BALLOT AUDIT HAND COUNT REPORT - OPTICAL SCAN BALLOTS

EV Batch# **29** #per Batch: **198**

Date of Election: **November 8, 2022**

Race Category: FEDERAL CANDIDATE		Race: US REPRESENTATIVE		
Candidate's	Hand Count Total	Machine Total	Absolute Difference	
SCHWEIKERT, DAVID - DIST 1	26	26	0	
HODGE, JEVIN D. - DIST 1	35	35	0	
CRANE, ELI - DIST 2	0	0	0	
O'HALLERAN, TOM - DIST 2	0	0	0	
ZINK, JEFF NELSON - DIST 3	1	1	0	
GALLEGO, RUBEN - DIST 3	9	9	0	
COOPER, KELLY - DIST 4	3	3	0	
STANTON, GREG - DIST 4	3	3	0	
BIGGS, ANDY - DIST 5	19	19	0	
RAMOS, JAVIER GARCIA - DIST 5	19	19	0	
SMITH, CLINT WILLIAM - DIST 5	5	5	0	
POZZOLO, LUIS - DIST 7	0	0	0	
GRIJALVA, RAUL - DIST 7	1	1	0	
TOTAL	121	121	0	

Comments for why a discrepancy occurred:

Race Category: STATEWIDE CANDIDATE		Race: GOVERNOR		
Candidate's	Hand Count Total	Machine Total	Absolute Difference	
LAKE, KARI	85	85	0	
HOBBS, KATIE	113	113	0	
TOTAL	198	198	0	

Comments for why a discrepancy occurred:

Race Category: STATE LEGISLATIVE		Race: STATE REPRESENTATIVE		
Candidate's	Hand Count Total	Machine Total	Absolute Difference	
LAMAR, CHRISTIAN - DIST 2	10	10	0	
WILMETH, JUSTIN - DIST 2	9	9	0	
SCHWIEBERT, JUDY - DIST 2	15	15	0	
GRESS, MATT - DIST 4	8	8	0	
SYMS, MARIA - DIST 4	8	8	0	
TERECH, LAURA - DIST 4	13	13	0	
TREADWELL, JENNIFER "JENN" - DIST 5	1	1	0	
LONGDON, JENNIFER - DIST 5	10	10	0	
SHAH, AMISH - DIST 5	12	12	0	
DARROW, CADEN - DIST 8	0	0	0	
LOUGHRIGE, BILL - DIST 8	0	0	0	
HERNANDEZ, MELODY - DIST 8	1	1	0	
SALMAN, ATHENA - DIST 8	1	1	0	
MENDOZA, MARY ANN - DIST 9	0	0	0	
PEARCE, KATHY - DIST 9	0	0	0	
AUSTIN, LORENA - DIST 9	1	1	0	
BLATTMAN, SETH - DIST 9	0	0	0	
HEAP, JUSTIN - DIST 10	0	0	0	
PARKER, BARBARA ROWLEY - DIST 10	0	0	0	
HUNTER, HELEN - DIST 10	1	1	0	
PENA M., TATIANA - DIST 11	0	0	0	
DE LOS SANTOS, OSCAR - DIST 11	0	0	0	
QUINONEZ, MARCELINO - DIST 11	0	0	0	
CHASTON, JAMES "JIM" - DIST 12	1	1	0	
ROE, TERRY - DIST 12	1	1	0	
CONTRERAS, PATRICIA "PATTY" - DIST 12	1	1	0	
TRAVERS, ANASTASIA "STACEY" - DIST 12	1	1	0	
HARRIS, LIZ - DIST 13	6	6	0	
WILLOUGHBY, JULIE - DIST 13	7	7	0	
PAWLIK, JENNIFER - DIST 13	16	16	0	
GRANTHAM, TRAVIS - DIST 14	5	5	0	
HENDRIX, LAURIN - DIST 14	7	7	0	
REESE, BRANDY - DIST 14	5	5	0	
HUDELSON, ROB - DIST 16	0	0	0	
MARTINEZ, TERESA - DIST 16	0	0	0	
SEAMAN, KEITH - DIST 16	0	0	0	
PENA, MICHELE - DIST 23	0	0	0	
LUGO, JESUS JR. - DIST 23	1	1	0	
SANDOVAL, MARIANA - DIST 23	0	0	0	
PAYNE, KEVIN - DIST 27	2	2	0	
TOMA, BEN - DIST 27	2	2	0	
KISSINGER, DON - DIST 27	1	1	0	
LIVINGSTON, DAVID - DIST 28	0	0	0	
PINGERELLI, BEVERLY - DIST 28	1	1	0	
HOLBROOK, STEPHANIE BLAIR - DIST 28	1	1	0	
MONTENEGRO, STEVE - DIST 29	15	15	0	
SMITH, AUSTIN - DIST 29	16	16	0	
PODEYN, SCOTT - DIST 29	13	13	0	
TOTAL	192	192	0	

Comments for why a discrepancy occurred:

Race Category: STATEWIDE BALLOT MEASURE		Race: PROPOSITION 129		
Candidate's	Hand Count Total	Machine Total	Absolute Difference	
PROP 129 - YES	87	87	0	
PROP 129 - NO	98	98	0	
TOTAL	185	185	0	

Comments for why a discrepancy occurred:

EARLY VOTING (EV) BALLOT AUDIT HAND COUNT REPORT - OPTICAL SCAN BALLOTS

EV Batch# 4 #per Batch: 200

Date of Election: November 8, 2022

Race Category: FEDERAL CANDIDATE		Race: US REPRESENTATIVE		
Candidate's	Hand Count Total	Machine Total	Absolute Difference	
SCHWEIKERT, DAVID - DIST 1	9	9	0	
HODGE, JEVIN D. - DIST 1	14	14	0	
CRANE, ELI - DIST 2	0	0	0	
O'HALLERAN, TOM - DIST 2	0	0	0	
ZINK, JEFF NELSON - DIST 3	1	1	0	
GALLEGO, RUBEN - DIST 3	1	1	0	
COOPER, KELLY - DIST 4	18	18	0	
STANTON, GREG - DIST 4	18	18	0	
BIGGS, ANDY - DIST 5	14	14	0	
RAMOS, JAVIER GARCIA - DIST 5	14	14	0	
SMITH, CLINT WILLIAM - DIST 5	2	2	0	
POZZOLO, LUIS - DIST 7	3	3	0	
GRIJALVA, RAUL - DIST 7	1	1	0	
TOTAL	95	95	0	

Comments for why a discrepancy occurred:

Race Category: STATEWIDE CANDIDATE		Race: GOVERNOR		
Candidate's	Hand Count Total	Machine Total	Absolute Difference	
LAKE, KARI	85	85	0	
HOBBS, KATIE	112	113	1	
TOTAL	197	198	1	

Comments for why a discrepancy occurred: Intent Discrepancy-Ballot had write-in & candidate name ovals filled-Should have been OV

Race Category: STATE LEGISLATIVE		Race: STATE REPRESENTATIVE		
Candidate's	Hand Count Total	Machine Total	Absolute Difference	
LAMAR, CHRISTIAN - DIST 2	1	1	0	
WILMETH, JUSTIN - DIST 2	3	3	0	
SCHWIEBERT, JUDY - DIST 2	7	7	0	
GRESS, MATT - DIST 4	9	9	0	
SYMS, MARIA - DIST 4	7	7	0	
TERECH, LAURA - DIST 4	10	10	0	
TREADWELL, JENNIFER "JENN" - DIST 5	1	1	0	
LONGDON, JENNIFER - DIST 5	0	0	0	
SHAH, AMISH - DIST 5	0	0	0	
DARROW, CADEN - DIST 8	1	1	0	
LOUGHRIGE, BILL - DIST 8	1	1	0	
HERNANDEZ, MELODY - DIST 8	2	2	0	
SALMAN, ATHENA - DIST 8	2	2	0	
MENDOZA, MARY ANN - DIST 9	2	2	0	
PEARCE, KATHY - DIST 9	2	2	0	
AUSTIN, LORENA - DIST 9	0	0	0	
BLATTMAN, SETH - DIST 9	0	0	0	
HEAP, JUSTIN - DIST 10	24	24	0	
PARKER, BARBARA ROWLEY - DIST 10	23	23	0	
HUNTER, HELEN - DIST 10	22	22	0	
PENA M., TATIANA - DIST 11	0	0	0	
DE LOS SANTOS, OSCAR - DIST 11	0	0	0	
QUINONEZ, MARCELINO - DIST 11	0	0	0	
CHASTON, JAMES "JIM" - DIST 12	0	0	0	
ROE, TERRY - DIST 12	0	0	0	
CONTRERAS, PATRICIA "PATTY" - DIST 12	0	0	0	
TRAVERS, ANASTASIA "STACEY" - DIST 12	0	0	0	
HARRIS, LIZ - DIST 13	0	0	0	
WILLOUGHBY, JULIE - DIST 13	0	0	0	
PAWLIK, JENNIFER - DIST 13	3	3	0	
GRANTHAM, TRAVIS - DIST 14	2	2	0	
HENDRIX, LAURIN - DIST 14	2	2	0	
REESE, BRANDY - DIST 14	0	0	0	
HUDELSON, ROB - DIST 16	0	0	0	
MARTINEZ, TERESA - DIST 16	0	0	0	
SEAMAN, KEITH - DIST 16	0	0	0	
PENA, MICHELE - DIST 23	8	8	0	
LUGO, JESUS JR. - DIST 23	7	7	0	
SANDOVAL, MARIANA - DIST 23	10	10	0	
PAYNE, KEVIN - DIST 27	17	17	0	
TOMA, BEN - DIST 27	15	15	0	
KISSINGER, DON - DIST 27	14	14	0	
LIVINGSTON, DAVID - DIST 28	7	7	0	
PINGERELLI, BEVERLY - DIST 28	6	6	0	
HOLBROOK, STEPHANIE BLAIR - DIST 28	11	11	0	
MONTENEGRO, STEVE - DIST 29	11	11	0	
SMITH, AUSTIN - DIST 29	9	9	0	
PODEYN, SCOTT - DIST 29	17	17	0	
TOTAL	256	256	0	

Comments for why a discrepancy occurred:

Race Category: STATEWIDE BALLOT MEASURE		Race: PROPOSITION 129		
Candidate's	Hand Count Total	Machine Total	Absolute Difference	
PROP 129 - YES	110	110	0	
PROP 129 - NO	78	78	0	
TOTAL	188	188	0	

Comments for why a discrepancy occurred:

EARLY VOTING (EV) BALLOT AUDIT HAND COUNT REPORT - OPTICAL SCAN BALLOTS

EV Batch# **14** #per Batch: **199**

Date of Election: **November 8, 2022**

Race Category: FEDERAL CANDIDATE		Race: US REPRESENTATIVE		
Candidate's	Hand Count Total	Machine Total	Absolute Difference	
SCHWEIKERT, DAVID - DIST 1	13	13	0	
HODGE, JEVIN D. - DIST 1	23	23	0	
CRANE, ELI - DIST 2	0	0	0	
O'HALLERAN, TOM - DIST 2	0	0	0	
ZINK, JEFF NELSON - DIST 3	6	6	0	
GALLEGO, RUBEN - DIST 3	48	48	0	
COOPER, KELLY - DIST 4	8	8	0	
STANTON, GREG - DIST 4	33	33	0	
BIGGS, ANDY - DIST 5	1	1	0	
RAMOS, JAVIER GARCIA - DIST 5	0	0	0	
SMITH, CLINT WILLIAM - DIST 5	0	0	0	
POZZOLO, LUIS - DIST 7	0	0	0	
GRIJALVA, RAUL - DIST 7	0	0	0	
TOTAL	132	132	0	

Comments for why a discrepancy occurred:

Race Category: STATEWIDE CANDIDATE		Race: GOVERNOR		
Candidate's	Hand Count Total	Machine Total	Absolute Difference	
LAKE, KARI	65	65	0	
HOBBS, KATIE	130	130	0	
TOTAL	195	195	0	

Comments for why a discrepancy occurred:

Race Category: STATE LEGISLATIVE		Race: STATE REPRESENTATIVE		
Candidate's	Hand Count Total	Machine Total	Absolute Difference	
LAMAR, CHRISTIAN - DIST 2	7	7	0	
WILMETH, JUSTIN - DIST 2	10	10	0	
SCHWIEBERT, JUDY - DIST 2	10	10	0	
GRESS, MATT - DIST 4	7	7	0	
SYMS, MARIA - DIST 4	5	5	0	
TERECH, LAURA - DIST 4	11	11	0	
TREADWELL, JENNIFER "JENN" - DIST 5	0	0	0	
LONGDON, JENNIFER - DIST 5	2	2	0	
SHAH, AMISH - DIST 5	2	2	0	
DARROW, CADEN - DIST 8	4	4	0	
LOUGHRIGE, BILL - DIST 8	4	4	0	
HERNANDEZ, MELODY - DIST 8	29	29	0	
SALMAN, ATHENA - DIST 8	27	27	0	
MENDOZA, MARY ANN - DIST 9	3	3	0	
PEARCE, KATHY - DIST 9	3	3	0	
AUSTIN, LORENA - DIST 9	0	0	0	
BLATTMAN, SETH - DIST 9	0	0	0	
HEAP, JUSTIN - DIST 10	3	3	0	
PARKER, BARBARA ROWLEY - DIST 10	4	4	0	
HUNTER, HELEN - DIST 10	1	1	0	
PENA M., TATIANA - DIST 11	7	7	0	
DE LOS SANTOS, OSCAR - DIST 11	38	38	0	
QUINONEZ, MARCELINO - DIST 11	33	33	0	
CHASTON, JAMES "JIM" - DIST 12	1	1	0	
ROE, TERRY - DIST 12	1	1	0	
CONTRERAS, PATRICIA "PATTY" - DIST 12	0	0	0	
TRAVERS, ANASTASIA "STACEY" - DIST 12	0	0	0	
HARRIS, LIZ - DIST 13	3	3	0	
WILLOUGHBY, JULIE - DIST 13	0	0	0	
PAWLIK, JENNIFER - DIST 13	0	0	0	
GRANTHAM, TRAVIS - DIST 14	0	0	0	
HENDRIX, LAURIN - DIST 14	0	0	0	
REESE, BRANDY - DIST 14	0	0	0	
HUDELSON, ROB - DIST 16	0	0	0	
MARTINEZ, TERESA - DIST 16	0	0	0	
SEAMAN, KEITH - DIST 16	0	0	0	
PENA, MICHELE - DIST 23	1	1	0	
LUGO, JESUS JR. - DIST 23	0	0	0	
SANDOVAL, MARIANA - DIST 23	0	0	0	
PAYNE, KEVIN - DIST 27	1	1	0	
TOMA, BEN - DIST 27	1	1	0	
KISSINGER, DON - DIST 27	1	1	0	
LIVINGSTON, DAVID - DIST 28	2	2	0	
PINGERELLI, BEVERLY - DIST 28	2	2	0	
HOLBROOK, STEPHANIE BLAIR - DIST 28	1	1	0	
MONTENEGRO, STEVE - DIST 29	27	27	0	
SMITH, AUSTIN - DIST 29	26	26	0	
PODEYN, SCOTT - DIST 29	12	12	0	
TOTAL	289	289	0	

Comments for why a discrepancy occurred:

Race Category: STATEWIDE BALLOT MEASURE		Race: PROPOSITION 129		
Candidate's	Hand Count Total	Machine Total	Absolute Difference	
PROP 129 - YES	87	87	0	
PROP 129 - NO	96	96	0	
TOTAL	183	183	0	

Comments for why a discrepancy occurred:

EARLY VOTING (EV) BALLOT AUDIT HAND COUNT REPORT - OPTICAL SCAN BALLOTS

EV Batch# **36** #per Batch: **199**

Date of Election: **November 8, 2022**

Race Category: FEDERAL CANDIDATE		Race: US REPRESENTATIVE		
Candidate's	Hand Count Total	Machine Total	Absolute Difference	
SCHWEIKERT, DAVID - DIST 1	21	21	0	
HODGE, JEVIN D. - DIST 1	26	26	0	
CRANE, ELI - DIST 2	0	0	0	
O'HALLERAN, TOM - DIST 2	0	0	0	
ZINK, JEFF NELSON - DIST 3	4	4	0	
GALLEGO, RUBEN - DIST 3	5	5	0	
COOPER, KELLY - DIST 4	9	9	0	
STANTON, GREG - DIST 4	6	6	0	
BIGGS, ANDY - DIST 5	16	16	0	
RAMOS, JAVIER GARCIA - DIST 5	11	11	0	
SMITH, CLINT WILLIAM - DIST 5	2	2	0	
POZZOLO, LUIS - DIST 7	1	1	0	
GRIJALVA, RAUL - DIST 7	0	0	0	
TOTAL	101	101	0	

Comments for why a discrepancy occurred:

Race Category: STATEWIDE CANDIDATE		Race: GOVERNOR		
Candidate's	Hand Count Total	Machine Total	Absolute Difference	
LAKE, KARI	93	93	0	
HOBBS, KATIE	98	98	0	
TOTAL	191	191	0	

Comments for why a discrepancy occurred:

Race Category: STATE LEGISLATIVE		Race: STATE REPRESENTATIVE		
Candidate's	Hand Count Total	Machine Total	Absolute Difference	
LAMAR, CHRISTIAN - DIST 2	2	2	0	
WILMETH, JUSTIN - DIST 2	1	1	0	
SCHWIEBERT, JUDY - DIST 2	2	2	0	
GRESS, MATT - DIST 4	7	7	0	
SYMS, MARIA - DIST 4	6	6	0	
TERECH, LAURA - DIST 4	15	15	0	
TREADWELL, JENNIFER "JENN" - DIST 5	5	5	0	
LONGDON, JENNIFER - DIST 5	9	9	0	
SHAH, AMISH - DIST 5	11	11	0	
DARROW, CADEN - DIST 8	1	1	0	
LOUGHRIGE, BILL - DIST 8	1	1	0	
HERNANDEZ, MELODY - DIST 8	0	0	0	
SALMAN, ATHENA - DIST 8	0	0	0	
MENDOZA, MARY ANN - DIST 9	2	2	0	
PEARCE, KATHY - DIST 9	2	2	0	
AUSTIN, LORENA - DIST 9	1	1	0	
BLATTMAN, SETH - DIST 9	1	1	0	
HEAP, JUSTIN - DIST 10	8	8	0	
PARKER, BARBARA ROWLEY - DIST 10	7	7	0	
HUNTER, HELEN - DIST 10	1	1	0	
PENA M., TATIANA - DIST 11	0	0	0	
DE LOS SANTOS, OSCAR - DIST 11	0	0	0	
QUINONEZ, MARCELINO - DIST 11	0	0	0	
CHASTON, JAMES "JIM" - DIST 12	0	0	0	
ROE, TERRY - DIST 12	0	0	0	
CONTRERAS, PATRICIA "PATTY" - DIST 12	3	3	0	
TRAVERS, ANASTASIA "STACEY" - DIST 12	3	3	0	
HARRIS, LIZ - DIST 13	12	12	0	
WILLOUGHBY, JULIE - DIST 13	11	11	0	
PAWLIK, JENNIFER - DIST 13	12	12	0	
GRANTHAM, TRAVIS - DIST 14	0	0	0	
HENDRIX, LAURIN - DIST 14	1	1	0	
REESE, BRANDY - DIST 14	0	0	0	
HUDELSON, ROB - DIST 16	0	0	0	
MARTINEZ, TERESA - DIST 16	0	0	0	
SEAMAN, KEITH - DIST 16	0	0	0	
PENA, MICHELE - DIST 23	0	0	0	
LUGO, JESUS JR. - DIST 23	0	0	0	
SANDOVAL, MARIANA - DIST 23	0	0	0	
PAYNE, KEVIN - DIST 27	2	2	0	
TOMA, BEN - DIST 27	2	2	0	
KISSINGER, DON - DIST 27	4	4	0	
LIVINGSTON, DAVID - DIST 28	33	33	0	
PINGERELLI, BEVERLY - DIST 28	37	37	0	
HOLBROOK, STEPHANIE BLAIR - DIST 28	33	33	0	
MONTENEGRO, STEVE - DIST 29	6	6	0	
SMITH, AUSTIN - DIST 29	3	3	0	
PODEYN, SCOTT - DIST 29	4	4	0	
TOTAL	248	248	0	

Comments for why a discrepancy occurred:

Race Category: STATEWIDE BALLOT MEASURE		Race: PROPOSITION 129		
Candidate's	Hand Count Total	Machine Total	Absolute Difference	
PROP 129 - YES	101	101	0	
PROP 129 - NO	84	84	0	
TOTAL	185	185	0	

Comments for why a discrepancy occurred:

EARLY VOTING (EV) BALLOT AUDIT HAND COUNT REPORT - OPTICAL SCAN BALLOTS

EV Batch# **13** #per Batch: **200**

Date of Election: **November 8, 2022**

Race Category: FEDERAL CANDIDATE		Race: US REPRESENTATIVE		
Candidate's	Hand Count Total	Machine Total	Absolute Difference	
SCHWEIKERT, DAVID - DIST 1	26	26	0	
HODGE, JEVIN D. - DIST 1	41	41	0	
CRANE, ELI - DIST 2	0	0	0	
O'HALLERAN, TOM - DIST 2	0	0	0	
ZINK, JEFF NELSON - DIST 3	1	1	0	
GALLEGO, RUBEN - DIST 3	4	4	0	
COOPER, KELLY - DIST 4	11	11	0	
STANTON, GREG - DIST 4	30	30	0	
BIGGS, ANDY - DIST 5	33	33	0	
RAMOS, JAVIER GARCIA - DIST 5	20	20	0	
SMITH, CLINT WILLIAM - DIST 5	5	5	0	
POZZOLO, LUIS - DIST 7	0	0	0	
GRIJALVA, RAUL - DIST 7	1	1	0	
TOTAL	172	172	0	

Comments for why a discrepancy occurred:

Race Category: STATEWIDE CANDIDATE		Race: GOVERNOR		
Candidate's	Hand Count Total	Machine Total	Absolute Difference	
LAKE, KARI	85	85	0	
HOBBS, KATIE	107	107	0	
TOTAL	192	192	0	

Comments for why a discrepancy occurred:

Race Category: STATE LEGISLATIVE		Race: STATE REPRESENTATIVE		
Candidate's	Hand Count Total	Machine Total	Absolute Difference	
LAMAR, CHRISTIAN - DIST 2	2	2	0	
WILMETH, JUSTIN - DIST 2	3	3	0	
SCHWIEBERT, JUDY - DIST 2	3	3	0	
GRESS, MATT - DIST 4	18	18	0	
SYMS, MARIA - DIST 4	14	14	0	
TERECH, LAURA - DIST 4	22	22	0	
TREADWELL, JENNIFER "JENN" - DIST 5	3	3	0	
LONGDON, JENNIFER - DIST 5	7	7	0	
SHAH, AMISH - DIST 5	9	9	0	
DARROW, CADEN - DIST 8	2	2	0	
LOUGHRIGE, BILL - DIST 8	2	2	0	
HERNANDEZ, MELODY - DIST 8	6	6	0	
SALMAN, ATHENA - DIST 8	6	6	0	
MENDOZA, MARY ANN - DIST 9	2	2	0	
PEARCE, KATHY - DIST 9	1	1	0	
AUSTIN, LORENA - DIST 9	2	2	0	
BLATTMAN, SETH - DIST 9	2	2	0	
HEAP, JUSTIN - DIST 10	2	2	0	
PARKER, BARBARA ROWLEY - DIST 10	2	2	0	
HUNTER, HELEN - DIST 10	1	1	0	
PENA M., TATIANA - DIST 11	0	0	0	
DE LOS SANTOS, OSCAR - DIST 11	0	0	0	
QUINONEZ, MARCELINO - DIST 11	1	1	0	
CHASTON, JAMES "JIM" - DIST 12	8	8	0	
ROE, TERRY - DIST 12	6	6	0	
CONTRERAS, PATRICIA "PATTY" - DIST 12	20	20	0	
TRAVERS, ANASTASIA "STACEY" - DIST 12	18	18	0	
HARRIS, LIZ - DIST 13	34	34	0	
WILLOUGHBY, JULIE - DIST 13	34	34	0	
PAWLIK, JENNIFER - DIST 13	17	17	0	
GRANTHAM, TRAVIS - DIST 14	2	2	0	
HENDRIX, LAURIN - DIST 14	2	2	0	
REESE, BRANDY - DIST 14	3	3	0	
HUDELSON, ROB - DIST 16	0	0	0	
MARTINEZ, TERESA - DIST 16	0	0	0	
SEAMAN, KEITH - DIST 16	0	0	0	
PENA, MICHELE - DIST 23	0	0	0	
LUGO, JESUS JR. - DIST 23	0	0	0	
SANDOVAL, MARIANA - DIST 23	0	0	0	
PAYNE, KEVIN - DIST 27	0	0	0	
TOMA, BEN - DIST 27	0	0	0	
KISSINGER, DON - DIST 27	0	0	0	
LIVINGSTON, DAVID - DIST 28	7	7	0	
PINGERELLI, BEVERLY - DIST 28	6	6	0	
HOLBROOK, STEPHANIE BLAIR - DIST 28	4	4	0	
MONTENEGRO, STEVE - DIST 29	0	0	0	
SMITH, AUSTIN - DIST 29	0	0	0	
PODEYN, SCOTT - DIST 29	1	1	0	
TOTAL	272	272	0	

Comments for why a discrepancy occurred:

Race Category: STATEWIDE BALLOT MEASURE		Race: PROPOSITION 129		
Candidate's	Hand Count Total	Machine Total	Absolute Difference	
PROP 129 - YES	95	95	0	
PROP 129 - NO	90	90	0	
TOTAL	185	185	0	

Comments for why a discrepancy occurred: